


# CONWAY TRAILER TENTS



# 1984

Step~by~step assembly instructions by Photographs.  
Hints on assembly and dismantling.




# 10

# CONWAY CALYPSO


The Conway Calypso features an integral cabin and extension canvas but still enables the cabin sleeping area only to be used by doubling the extension canvas over the roof and back way.



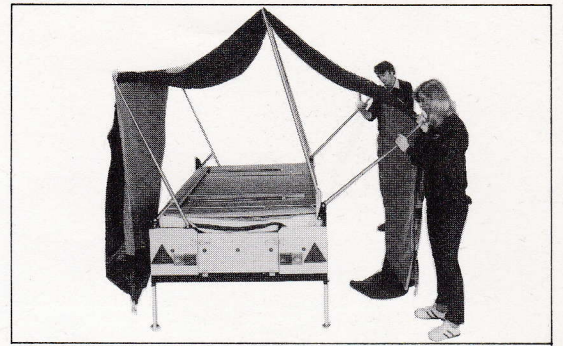
1. (i) Level trailer and remove cover.  
(ii) Swing over right hand and centre support frames.



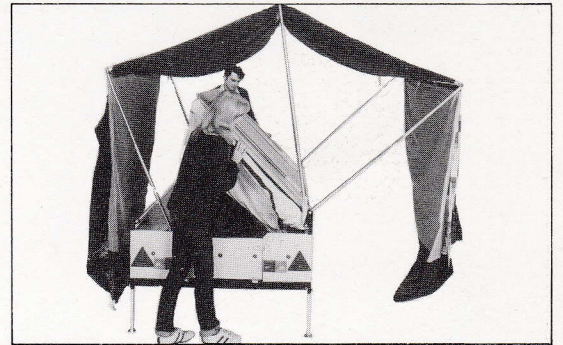
2. Swing over left hand support frame.



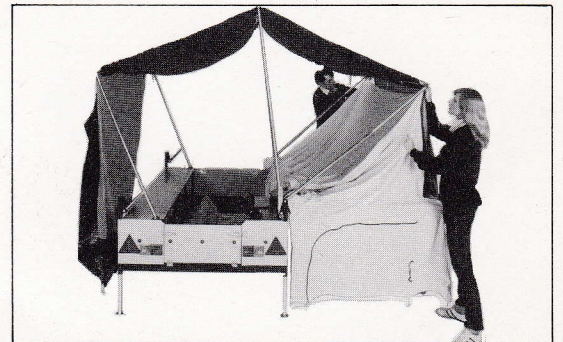
3. Locate button clip on hinged arm.



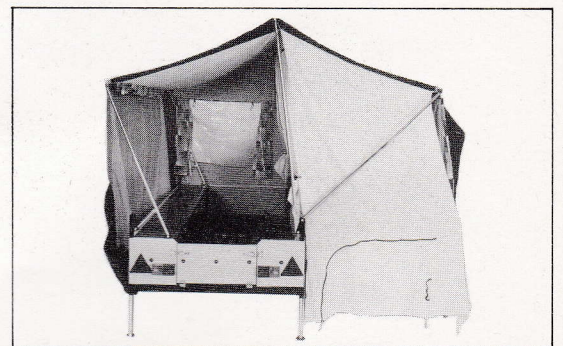
4. Extend 3 roof support frames: initially locate button in central position.



5. Lift over bed board and mattress.

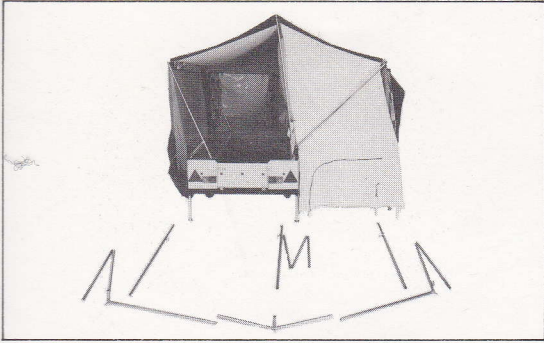


6. Release elastic restraining straps and clip inner tent to frame.



7. Pull down cabin walls from roof of trailer.





8. Layout extension frame. See overleaf for detailed diagram.




10. (i) Connect legs and side roof poles to extension 'A' frame. (ii) Pull extension canvas forward over extension frame and locate on spikes.



9. Connect 'A' frame to centre roof support pole.



11. Raise extension legs to full height.

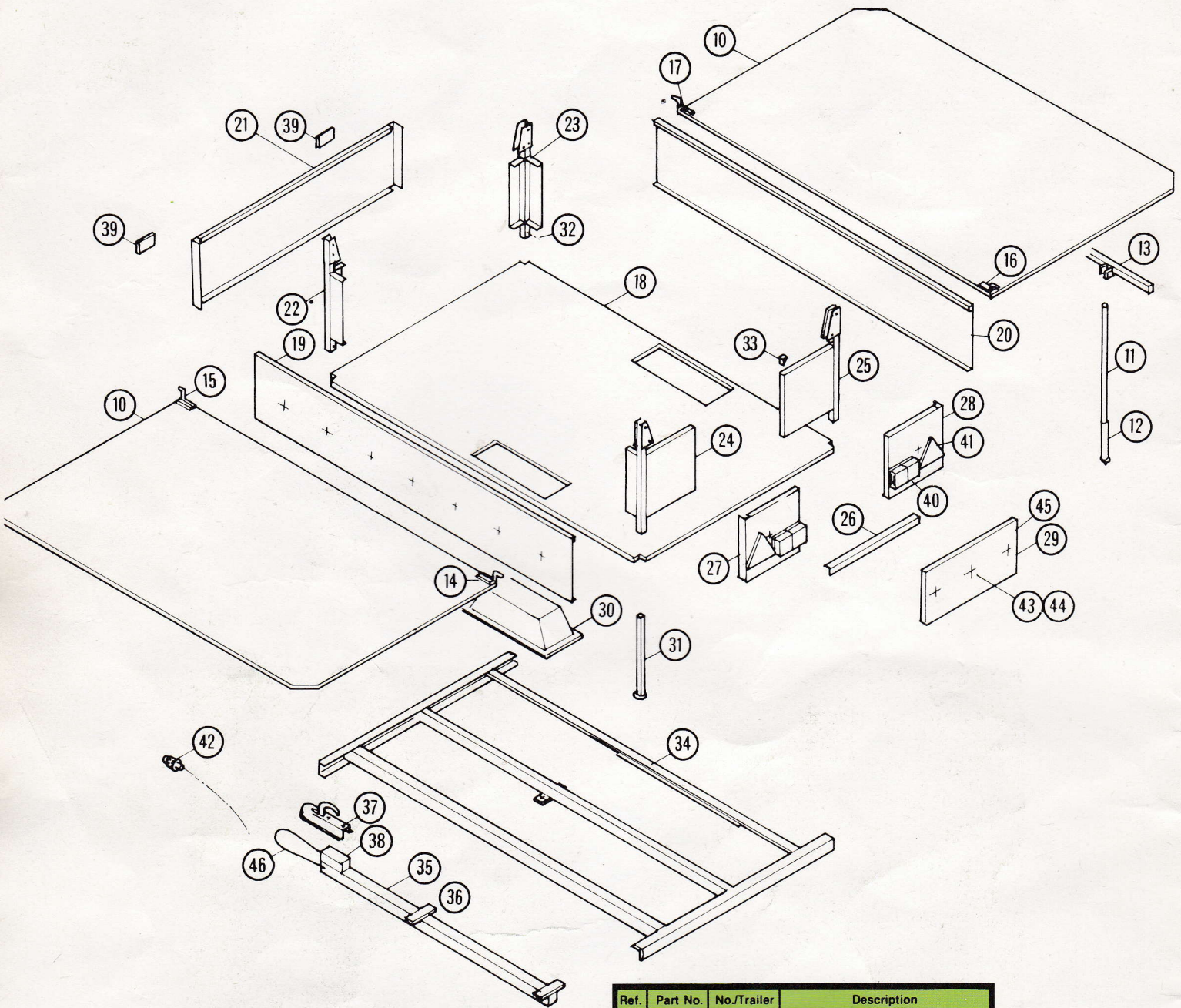


12. Adjust frame as necessary and peg out ensuring all zips are closed.





# COLT, CAMPA AND CALYPSO TRAILER BODY



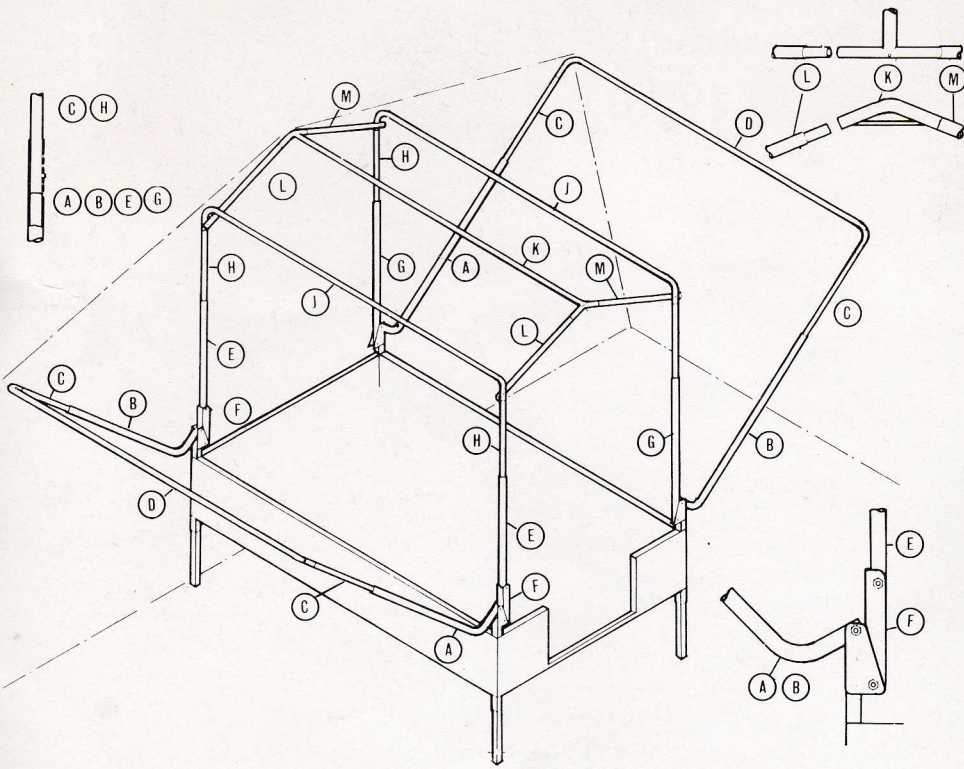
Ref.	Part No.	No./Trailer	Description
10	83165	2	BED BOARD — LH & RH.
11	83141	4	BED SUPPORT LEG — INNER TUBE.
12	83142	4	BED SUPPORT LEG — OUTER TUBE.
13	83148	2	BED STIFFENING ROD WITH HINGE BOLTS AND LOCK NUTS.
14	83156	ONE	LH REAR BED HINGE — LONG CRANK.
15	83157	ONE	LH FRONT BED HINGE — LONG CRANK.
16	83158	ONE	RH REAR BED HINGE — SHORT CRANK.
17	83159	ONE	RH FRONT BED HINGE — SHORT CRANK.
18	83699	ONE	TRAILER BASEBOARD.
19	83811	ONE	SIDE PANEL — LH.
20	83811	ONE	SIDE PANEL — RH.
21	83812	ONE	FRONT PANEL.
22	83705	ONE	CORNER PIECE — LH FRONT.
23	83706	ONE	CORNER PIECE — RH FRONT.
24	83707	ONE	CORNER PIECE — LH REAR.
25	83708	ONE	CORNER PIECE — RH REAR.
26	83718	ONE	KICKING STRIP.
27	83719	ONE	CLADDING FOR LH REAR PANEL COMPLETE WITH LIGHTS, ETC.

Ref.	Part No.	No./Trailer	Description
28	83720	ONE	CLADDING FOR RH REAR PANEL COMPLETE WITH LIGHTS, ETC.
29	83721	ONE	REAR DOOR COMPLETE.
30	83722	2	WHEEL ARCH.
31	83179	4	SUPPORT LEG JACK.
32	83180	4	SUPPORT LEG JACK LOCKING SCREW.
33	83723	2	CORNER PIECE FOR REAR PANEL.
34	83810	ONE	CHASSIS.
35	83800	ONE	TOWBAR (SEE MAINTENANCE MANUAL).
36		4	TOWBAR LOCKNUT.
37	83637	ONE	50mm COUPLING (FOR BRAKED TRAILER — SEE MAINTENANCE MANUAL).
38	83184	2	COUPLING BOLT & LOCKNUT.
39	83226	2	FRONT WHITE REFLECTOR.
40	83221	2	REAR ROAD LIGHT.
41	83223	2	REAR RED REFLECTOR.
42	83222	ONE	SEVEN PIN PLUG.
43	83224		COVER ANCHORAGE BUTTON — TRIANGULAR TYPE.
44	83228		COVER ANCHORAGE BUTTON — CIRCULAR TYPE.
45	83225		PROTEX FASTENER.
46			SAFETY CABLE & U BOLT.
190	83613		BACKREST (OPTIONAL).



# CABIN FRAME FOR ALL MODELS

## Colt, Campa and Campa De Luxe Trailer Tents



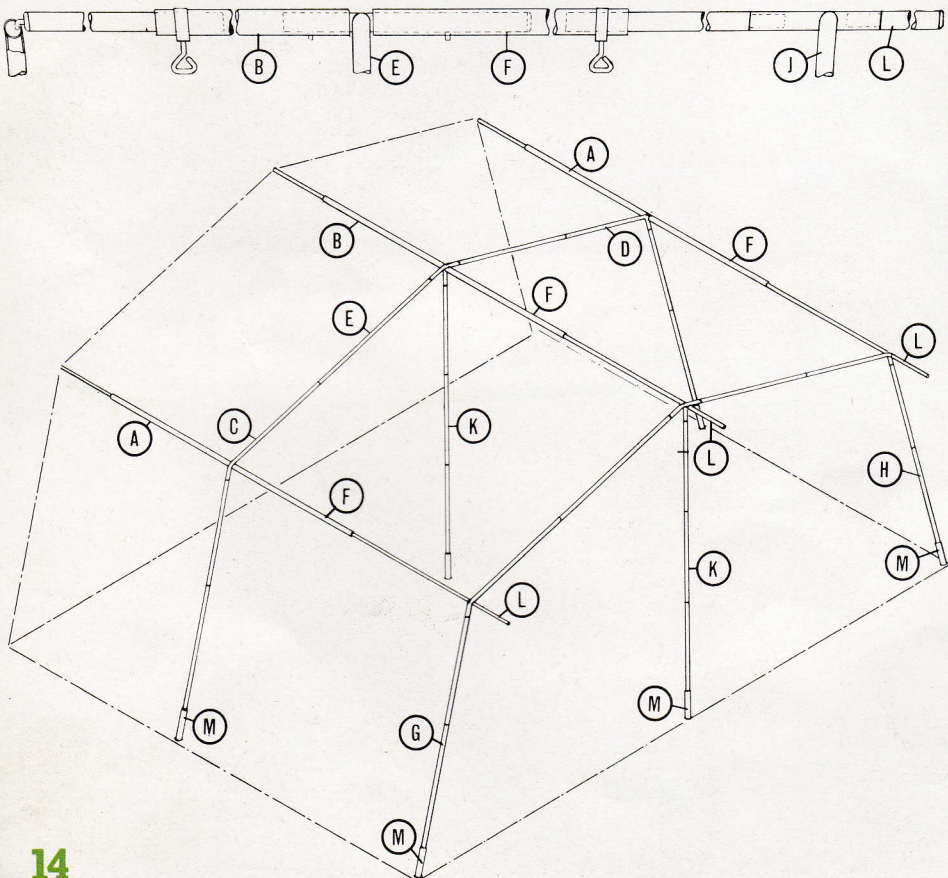
Ref.	Part No.	No./Trailer	Description
A	83813	2	LOWER CABIN POLE. LH REAR & RH FRONT.
B	83814	2	LOWER CABIN POLE. LH FRONT & RH REAR.
C	83815	4	UPPER CABIN POLE. LH & RH.
D	83816	2	CABIN ROOF POLE. LH & RH.
E	83817	2	LOWER CENTRAL CABIN POLE. LH REAR & LH FRONT.
F	83346	2	HINGE FRAME BRACKET.
G	83818	2	LOWER CENTRAL CABIN POLE. RH REAR & RH FRONT.
H	83819	4	UPPER CENTRAL CABIN POLE. LH & RH REAR & FRONT.
J	83820	2	CENTRAL CABIN ROOF POLE LH & RH.
K	83821	ONE	CABIN RIDGE POLE.
L	83822	2	RIDGE POLE TIE PIECE WITH BUTTON CLIP — LH.
M	83823	2	RIDGE POLE TIE PIECE WITHOUT BUTTON CLIP — RH.

## Corniche Trailer Tents


Ref.	Part No.	No./Trailer	Description
A	83335	2	LOWER CABIN POLE. LH REAR & RH FRONT.
B	83336	2	LOWER CABIN POLE. LH FRONT & RH REAR.
C	83337	4	UPPER CABIN POLE. LH & RH.
D	83338	2	CABIN ROOF POLE. LH & RH.
E	83339	2	LOWER CENTRAL CABIN POLE. LH REAR & LH FRONT.
F	83346	2	HINGE FRAME BRACKET.
G	83340	2	LOWER CENTRAL CABIN POLE. RH REAR & RH FRONT.
H	83341	4	UPPER CENTRAL CABIN POLE. LH & RH REAR & FRONT.
J	83342	2	CENTRAL CABIN ROOF POLE. LH & RH.
K	83343	ONE	CABIN RIDGE POLE.
L	83344	2	RIDGE POLE TIE PIECE WITH BUTTON CLIP — LH.
M	83345	2	RIDGE POLE TIE PIECE WITHOUT BUTTON CLIP — RH.

# CORNICHE EXTENSION FRAME

List of parts for extension and sun canopy frames



Ref.	Part No.	No./Trailer	Section	Description
A	83910-12	2	1.4m	LH & RH ROOF POLE (WITH LONG HOOK)
B	83911-12	ONE	1.4m	CENTRE ROOF POLE (WITH SHORT HOOK)
C	83913-16	ONE	1.4m	LH BRANCH WITH LEG
D	83913-15	ONE	1.4m	RH BRANCH WITH LEG
E	83917-18	ONE	1.4m	CENTRE BRANCH
F	83922-23	3	2m	ROOF POLE
G	83973-26	ONE	2m	LH BRANCH WITH LEG
H	83913-25	ONE	2m	RH BRANCH WITH LEG
J	83917-24	ONE	2m	CENTRE BRANCH
K	83919-21	2	BOTH	CENTRE LEG
L	83927	3	2m	ROOF EXTENSION POLE
M	83142	6	BOTH	ADJUSTING FOOT

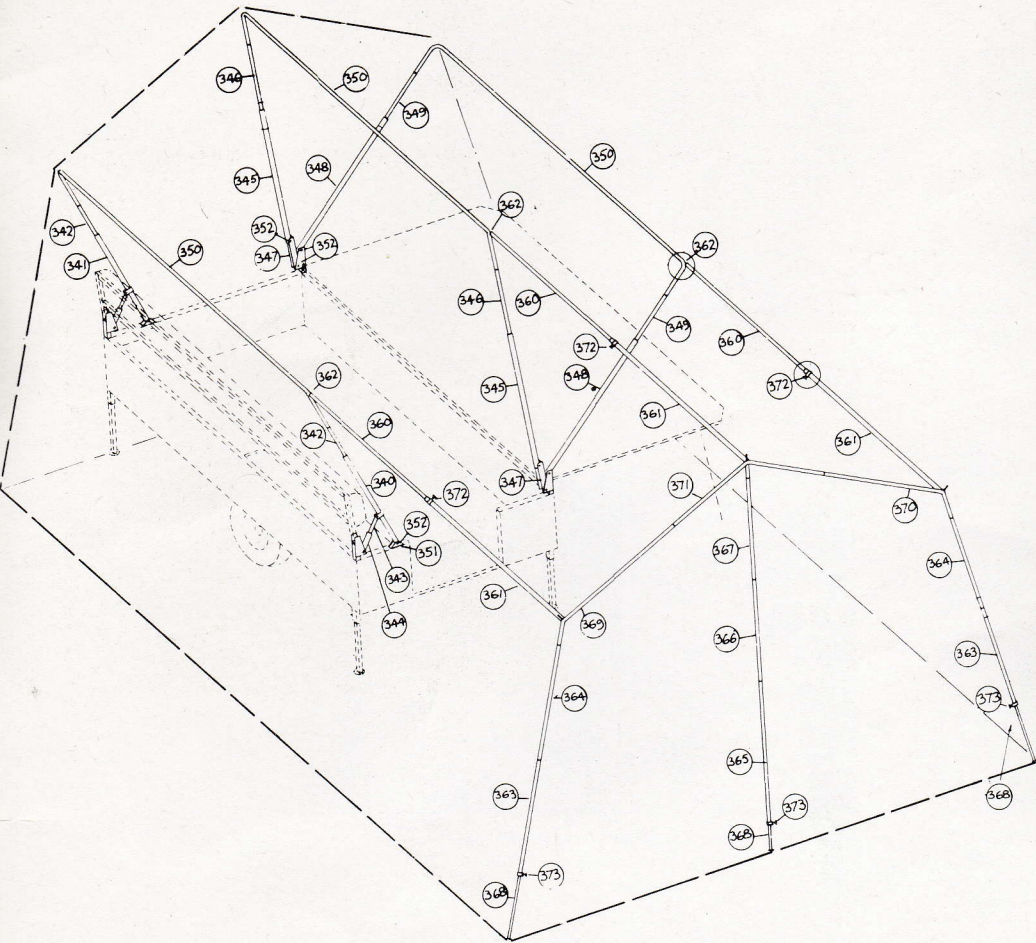





# CONWAY CALYPSO

## List of parts for extension frame

16



340	83550	1	L/H cabin lower pole - rear
341	83551	1	L/H cabin lower pole - front
342	83552	2	L/H cabin upper pole
343	83553	2	L/H cabin fixing strut (inner tube)
344	83554	2	L/H cabin fixing strut (outer tube)
345	83555	2	R/H central cabin lower pole
346	83556	2	R/H central cabin upper pole
347	83106	2	Hinge frame bracket
348	83558	2	R/H cabin lower pole
349	83559	2	R/H cabin upper pole
350	83560	3	Cabin roof pole
351	83561	2	Bracket for fixing strut
352	83114	10	Hinge bolt & lock nut
353	83113		Spring button clip
360	83120	3	Roof pole extension (inner tube)
361	83122	3	Roof pole extension (outer tube)
362	83282	3	Roof pole extension hook
363	83573	2	L/H & R/H lower pole
364	83574	2	L/H & R/H upper pole
365	83575	1	Central lower pole
366	83576	1	Central middle pole
367	83577	1	Central upper pole
368	83133	3	Adjusting leg
369	83578	1	L/H spiked 3-way branch
370	83579	1	R/H spiked 3-way branch
371	83580	1	Central spiked 4-way branch
372	83286	3	Clip with locking screw for roof pole extension
373	83134	3	Clip with locking screw for adjusting leg
374	83133		Spring button clip
375	83138		Internal spring connector



# CONWAY TRAILER TENTS 1983

CONWAY LEISURE PRODUCTS LIMITED,

Skull House Lane, Appley Bridge, Wigan, WN6 9DW. Telephone (02575) 3361/2 Telex 67121