




**CONWAY**



**Trailer Tents**

**1990**



# Put it all behind you with a Conway Trailer Tent



When looking through the Conway brochure you may ask yourself why there are so many different models – the answer is that we realise our customers have many different requirements and have tried to give as many options as possible in order that you may select the model to suit your specific needs.

Whether you choose from a 2 berth or an 8 berth, small or large awning, economy or luxury price range, one thing is standard throughout – and that is the quality of materials and equipment used. Wheels and suspensions travel on the same roads, the

canvas has to withstand the same inclement weather – and that is why the same high standards have to be maintained throughout the Conway range.

Inside this brochure you will find a range of trailers offering a selection of features: wide body or narrow body, braked or unbraked, with or without kitchen – there is also a full range of accessories to enhance each model. Our nationwide dealer network will help you to make that choice.





# Euro Challenger

The Euro Challenger folds down into a compact 5' wide trailer with wind down corner steadies and overrun brakes and has a fully galvanised chassis. The Conway kitchen is fitted as standard to the 'A' frame for use en route as well as on site. The unit can be stored on its side using the wheeled side storage brackets (optional).

Standard equipment in the Euro Challenger is: 'U'-shaped seating with backrest, lockers, cupboards, table, large zip-on awning, roof lining and integral sun canopy. An optional mid section canvas complete with toilet and wardrobe compartment is available to increase the awning area.



# Capri de-luxe

This deluxe 2-berth trailer tent is built for comfort with a host of standard features: storage lockers, bench cushion, padded back rest, double mattress with inner tent and roof liner, ventilated side picture window and stable door entrance.

Included is a zip-on awning complete with roof liner, a side ventilated kitchen window and opposite is a zip-out windowed side panel which allows an optional side annexe to be zipped on, creating extra storage space or an extra bedroom.

Conway's versatile kitchen unit is fitted as standard and can be used en route: spare wheel and jockey wheel are also standard equipment.



# Miami

The Miami comes in two models, the Miami Deluxe including kitchen and the Miami L without kitchen. The canvas for both models is an attractive two tone grey with co-ordinating red zips, piping, tapes and matching curtains.

Standard features on both models are: two double mattress beds with separate inner bedrooms and roof lining, storage lockers and carpet.

A zip-on 220cm deep awning incorporates ventilated kitchen window, panoramic front and side curtained windows and a versatile front panel which enables you to open one or both doors and roll up the whole front.

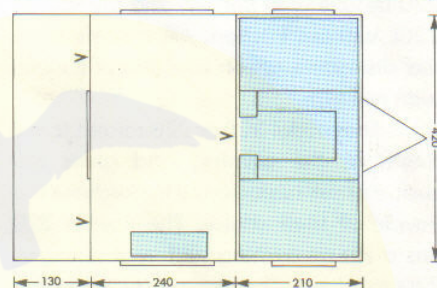






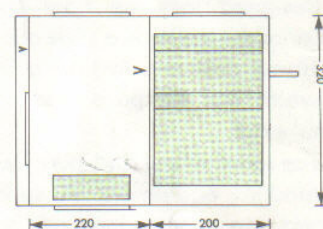
### Euro Challenger

Overall length	332 cm
Body length	216 cm
Body width	152 cm
Trailer height	112 cm
Ex works weight	430 kg
Carry capacity	170 kg
Gross weight	600 kg



### Capri deluxe

Overall length	328 cm
Body length	248 cm
Body width	125 cm
Trailer height	104 cm
Ex works weight	275 kg
Carry capacity	175 kg
Gross weight	450 kg

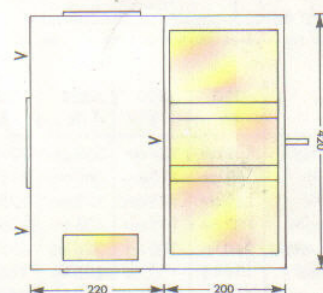


### Miami

DL

L

Overall length	328 cm	284 cm
Body length	248 cm	204 cm
Body width	125 cm	125 cm
Trailer height	104 cm	104 cm
Ex works weight	285 kg	250 kg
Carry capacity	165 kg	200 kg
Gross weight	450 kg	450 kg





# Royale 320-220

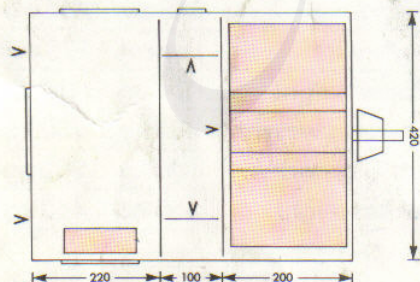
The Conway Royale is available in four models, the 320 Deluxe with kitchen, the 320L without kitchen, the 220 Deluxe with kitchen and the Royale 220L without kitchen. All models have the distinctive green and beige canvas with red trim.

The model 320 or 220 relates to the depth of the awning and gives the customer the opportunity to purchase the Royale of their choice. The Royale 220 has a zip-on awning with roof lining of 220cm. deep. The Royale 320 has the same 220cm deep awning with an additional 100cm middle annexe complete with toilet and wardrobe compartment. The middle annexe can be purchased at a later date if the 220 model is chosen.

All models have a new bed size of 200cm long by 142cm wide with cupboard cushions as standard equipment. The inner bedrooms have a fully zipped enclosure giving mosquito free nights sleep and a secondary position for daytime sitting.

Designed into the front chassis member of the trailer is a slide out steel base frame designed to take a fridge box, which can be purchased as an optional extra.

The spare wheel and jockey wheel are standard equipment. A specially designed sun canopy that zips to the cabin section or fits to the awning is an optional extra, optional side walls are also available.




Royale	320 DL	320 L	220 DL	220 L
Overall length	369 cm	324 cm	369 cm	324 cm
Body length	260 cm	215 cm	260 cm	215 cm
Body width	125 cm	125 cm	125 cm	125 cm
Trailer height	105 cm	105 cm	105 cm	105 cm
Ex works weight	340 kg	300 kg	325 kg	285 kg
Carry capacity	110 kg	150 kg	125 kg	165 kg
Gross weight	450 kg	450 kg	450 kg	450 kg






Sun Canopy



Brakes



Wardrobe bar




Underbed tent and Ground sheet




Back rest & table



Carry rack



Side storage bracket



Security box



Hitch lock

Accessories	Royale 320 DL	Royale 320 L	Royale 220 DL	Royale 220 L	Euro Challenger	Capri DL	Miami DL	Miami L
Jockey wheel	std	std	std	std	std	std	opt	opt
Spare wheel	std	std	std	std	std	std	opt	opt
Kitchen	std	n/a	std	n/a	std	std	std	n/a
Brakes	opt	opt	opt	opt	std	opt	opt	opt
Cupboard cushions	std	std	std	std	std	std	opt	opt
Table	opt	opt	opt	opt	std	opt	opt	opt
Backrest	opt	opt	opt	opt	std	std	opt	opt
145 x 10" wheels	std	std	std	std	std	std	std	std
Zippered awning	std	std	std	std	std	std	std	std
Awning roof liner	std	std	std	std	std	std	opt	opt
Central annexe	std	std	opt	opt	opt	n/a	n/a	n/a
Berths	4/8	4/8	4/8	4/8	4/8	2/4	4/6	4/6
Fridge box	opt	opt	opt	opt	n/a	n/a	n/a	n/a
Bedroom annexe	n/a	n/a	n/a	n/a	n/a	opt	n/a	n/a
Sun canopy	opt	opt	opt	opt	std	opt	opt	opt
Windbreak	opt	opt	opt	opt	n/a	n/a	n/a	n/a

std: standard n/a: not available opt: optional

Dealer Stamp



Conway Products Ltd.,  
Skull House Lane, Appley Bridge,  
Wigan WN6 9DW.

Due to the process of ever continuing product improvement, some details contained in this brochure may change. However, the information is correct at the time of going to press.

[www.foldingcampers.net](http://www.foldingcampers.net)