



Trailer Tents

1991



CONWAY

Conway behind all the best holidays



When looking through the Conway brochure you may ask yourself why there are so many different models - the answer is that we realise our customers have many different requirements and have tried to give as many options as possible in order that you may select the model to suit your specific needs.

Whether you choose from a two berth or an eight berth, small or large awning, economy or luxury price range, one thing that is standard throughout is the quality of materials and equipment used.

Wheels and suspensions travel on the same roads, the canvas has to withstand the same inclement weather - and that is why the same high standards have to be maintained throughout the Conway range.

This year's range all feature a 200cm long bed for extra comfort and the chassis incorporates a slide out metal support frame to allow an optional refrigerator carrying box to be fitted.

There is also a full range of accessories available to enhance each model.



Royale Deluxe

The Conway Royale Deluxe in the distinctive green and beige canvas with red trim has the unique triple use principle designed to meet any camping need, overnight stop - weekend - main holiday.

The luxurious specification, with the large bed size 200cm x 142cm, includes kitchen, toilet and wardrobe compartments, locker cushions, fully zipped inner tents, roof liners, spare wheel and jockey wheel as standard equipment.

The optional sun canopy can be used to extend the awning or zipped to the main cabin canvas for that overnight stop. Sun canopy side walls are also available. Fit the optional fridge box and you have a complete unit for the most discerning camper.



Rio

The Rio comes in two models, the Rio Deluxe including kitchen, and the Rio L without kitchen. Both models have the attractive two tone grey canvas with red trim and matching curtains.

A zip on 220cm deep awning incorporates a ventilated kitchen window, panoramic front and side curtained windows and a versatile front, which allows one or both doors to open and the whole front can roll up.

Standard features: - 200cm long beds, zipped 2-way inner tents, storage lockers and carpet.

Optional locker cushions allow comfortable seating and creates a wider bed of 142cm.

Sun canopy, awning roof liner and fridge storage box are just a few of the optional accessories available.



Calyпсо Deluxe

This deluxe two berth is built for comfort, easy to erect with a host of standard features: storage lockers, bench cushion, backrest, large double mattress, zipped inner tent, roof liner, spare wheel, jockey wheel and a superb kitchen unit that can be used en route.

Also included is a zip-on awning complete with roof liner, side ventilated window and opposite is a zip-out windowed panel which allows an optional side annexe to be zipped on, creating extra storage space or an extra bedroom.


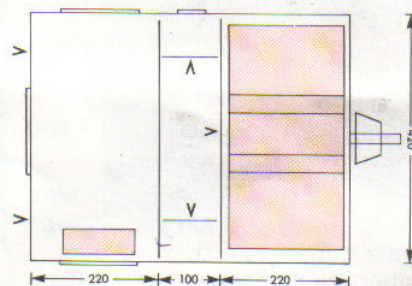
Built into the chassis is a slide out support should you wish to fit a fridge storage box.



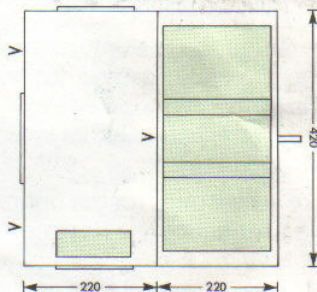


Royale Deluxe

Overall length	369cm
Body length	260cm
Body width	125cm
Trailer height	105cm
Ex works weight	325kg
Carry capacity	100kg
Gross weight	425kg

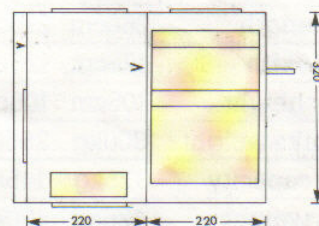


	DL	L
Overall length	369cm	324cm
Body length	260cm	215cm
Body width	125cm	125cm
Trailer height	105cm	105cm
Ex works weight	295kg	250kg
Carry capacity	130kg	150kg
Gross weight	425kg	400kg



Calypso Deluxe

Overall length	369cm
Body length	260cm
Body width	125cm
Trailer height	105cm
Ex works weight	275kg
Carry capacity	150kg
Gross weight	425kg



New for 1991 Havana

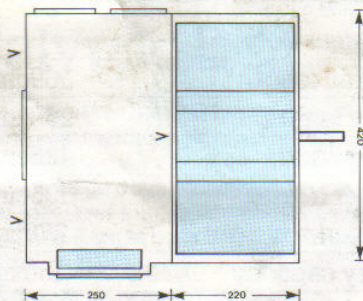
This new trailer tent for 1991 comes in two models, Havana Deluxe including kitchen and the Havana L, without kitchen. Both have the same tasteful two tone brown quality canvas with yellow trim and curtains.

The Havana features the new longer beds as standard along with storage lockers, carpet, roof liner and dual position zipped inner tents, which enclose the optional locker cushions increasing the bed width to 142cm.

Also included is the 250cm zip on awning with a side wall extension to house the Conway kitchen thus creating more space in the awning. The opposite side wall has double curtained windows and the front has a large curtained window plus two stable doors which allow the whole front to roll up.

The optional sun canopy can either be attached to the front of the awning, extending the unit or zipped to the cabin canvas for that overnight stop. A windowed side wall can be attached to either side to act as a wind break.

See list of accessories for the options available to enhance the Havana.




Havana	DL	L
Overall length	369cm	324cm
Body length	260cm	215cm
Body width	125cm	125cm
Trailer height	105cm	105cm
Ex works weight	300kg	255kg
Carry capacity	125kg	145kg
Gross weight	425kg	400kg






Sun canopy



Brakes



Wardrobe bar



Underbed tent and Groundsheet




Back rest & table




Carry rack



Side storage bracket



Fridge box



Hitch lock


Note

All Conway trailers are plated showing a maximum gross weight. This can be increased or decreased by Conway on request, to suit towing vehicle. Maximum gross weight is 550kg unbraked, 600kg braked. If in doubt contact your dealer.

Accessories	Royale Deluxe	Havana Deluxe	Havana L	Rio Deluxe	Rio L	Calypso Deluxe
Berths	4/8	4/8	4/8	4/6	4/6	2/4
Locker cushions	std	opt	opt	opt	opt	std
Backrest	opt	opt	opt	opt	opt	std
Table	opt	opt	opt	opt	opt	opt
Zipped awning	std	std	std	std	std	std
Awning roof liner	std	std	std	opt	opt	std
Zipped sun canopy	opt	opt	opt	n/a	n/a	n/a
Windbreak/sidewall	opt	opt	opt	n/a	n/a	n/a
Sun canopy	n/a	n/a	n/a	opt	opt	opt
Bedroom annexe	n/a	n/a	n/a	n/a	n/a	opt
Jockey wheel	std	opt	opt	opt	opt	std
Spare wheel	std	opt	opt	opt	opt	std
Spare wheel bracket	std	opt	opt	opt	opt	std
Kitchen	std	std	n/a	std	n/a	std
Brakes	opt	opt	opt	opt	opt	opt
145 x 10" wheels	std	std	std	std	std	std
Fridge box	opt	opt	opt	opt	opt	opt

std: Standard n/a: Not Available opt: Optional

Dealer Stamp



Conway Products Ltd.,
Skull House Lane, Appley Bridge,
Wigan. WN6 9DW

Due to the process of ever continuing product improvement, some details contained in this brochure may change. However, the information is correct at the time of going to press.