

fun freedom flexibility



**CONWAY**

1 9 9 4

[www.foldingcampers.net](http://www.foldingcampers.net)



# the better way

*Time was, when going camping meant long sunny days. When camp-sites in farm fields hosted family games that went on long into the evening, until finally*



*we crept into our beds, tired, yet excited about all the things we were going to do the following day.*

*Time is the very essence of camping. Time to relax and to savour the good things in life, away from the pressures of modern day living. Time spent together as a family, with the freedom and choice to do as you please.*

*Conway families have captured the fun, freedom and flexibility of camping for over twenty five years. Living at their own pace they have enjoyed short stays in out of the way places, or exploring the countryside from a touring base.*



*More and more families are investing in their leisure time with Conway. Rewarding themselves with holidays and short breaks throughout the season, and finding greater fulfilment than simply taking the annual two-week package.*

*Designed by campers for campers, Conway products are easy to use, whether you are camping for the first time or a seasoned camper.*



*Built on trailers engineered by Conway (who incidentally are one of Britains foremost trailer manufacturers), they are easy to tow. Designed to help you reach your destination safely,*

*we make use of the best available running gear and larger than average wheels to give a superior ride and longer tyre life.*





# Y + o g e + a w a y

*On site, Conway's unique erecting system, enables quick and easy erecting of the main cabin, complete with it's built in sleeping compartments. Ideal for an overnight stop on longer journeys, or with the spacious awning erected, as a base camp for your main holiday.*



*Conway awnings and main cabins, as well as being attractively designed, are extremely practical. Waterproof and rot proof, the mudwalls extend to 18" above ground level, giving good protection for the occasional summer downpour. Conway's canvas is the best that can be found. Known as Classic Weave, it is woven from "long strand" cotton which gives the finished fabric greater strength, helping it keep its shape and be less prone to shrinking.*

*All seams are lock stitched for maximum strength, to withstand the stretching and general wear and tear. Door closures and major points, such as where the cabin and awning connect, are fitted with two-way, heavy weight zips with flexible plastic covers to prevent leaks.*

*Conway set the standard for colour, style and features.*

*Our uncompromising quality of construction and attention to detail means your Conway will retain its distinctive good looks and value. Conway owners are supported by one of the best after sales services available, making Conway a sound investment for your future holidays.*

## CONTENTS

|                      |       |
|----------------------|-------|
| CLIPPER .....        | 5     |
| CAMBRIDGE .....      | 7     |
| CAMBERLEY .....      | 9     |
| OXFORD .....         | 11    |
| CHALLENGER .....     | 15    |
| CRUISER .....        | 15    |
| CARDINAL .....       | 17    |
| SPECIFICATIONS ..... | 19/20 |







*Clipper Deluxe with sun canopy*  
[www.foldingcampers.net](http://www.foldingcampers.net)



CLIPPER

# Clipper



*If you are considering camping holidays for the first time, Clipper is designed especially for you. One step ahead of a large frame tent that would require a*

*luggage trailer to carry it, Clipper is a four berth trailer tent that gives you off-ground sleeping areas complete in it's own trailer.*

*Erected and packed away with ease, Clipper provides you and your family with first class accommodation for either holidays or short breaks. Under the spacious awning there is ample room for the young family, an ideal introduction to the fun and freedom they will soon experience.*

*Attractively finished in matching Green and Greys, Clipper is no compromise when it comes to the finer points and quality that Conway have built into this entry model.*



*Clipper Deluxe with side canopy frame*



*Clipper with side rolled up*



*Clipper*







Cambridge with Deluxe sun canopy and side wall

[www.foldingcampers.net](http://www.foldingcampers.net)



# Cambridge



*Designed for the growing family, Cambridge is available in two models. Offering plenty of space for families who regard camping as their regular essential holiday,*

*Cambridge has all the features you need to ensure a comfortable holiday. Storage space is available in abundance. Large items can be stowed away under the sleeping areas, whilst inside the trailer there is locker space for the essential items you wish to keep to hand.*

*Practical elements have also been considered and an impressive list of standard features caters for most needs. The large awning (available in two sizes depending on which model is chosen), includes hanging space for clothes, panoramic windows and dual entrance doors. Both Cambridge models are finished in an attractive Lincoln Green and Metallic Grey canvas with matching trim and curtains.*



Cambridge 300



Cambridge 240



Cambridge 240 with standard sun canopy







*Camberley 350 Deluxe with side wall rolled up*  
[www.foldingcampers.net](http://www.foldingcampers.net)



# Camberley



*The additional comforts offered by Camberley for the discerning camper set it apart as a holiday unit. The Conway erecting principle ensures that it is easily erected and packed away, allowing overnight stops when travelling to your destination or even touring between sites.*

*For your long stay holidays all you need is within easy reach, there is ample locker space for storage. The awning comfortably houses a toilet compartment and for hanging your special holiday clothes there is also a wardrobe. The more down to earth essentials are just as easily accessible, two large double beds to ensure a peaceful nights sleep, a full kitchen, roll up sides and front to keep you cool during hot weather.*

*Although it is difficult to improve, Camberley has a list of options to enhance your holiday pleasure they include a fridge box to transport your refrigerator in, keeping your food at maximum freshness whilst in transit, a sun canopy, ideal for dining al-fresco on warm evenings, and a table that matches the overall design and fits neatly between the lockers, forming a cosy dining area.*



*Camberley with sun canopy*







*Oxford with side door open*  
[www.foldingcampers.net](http://www.foldingcampers.net)



# Oxford



*An inspired addition to the Conway range, Oxford is the largest and most spectacular trailer tent we have ever produced.*

*It has been designed with all of the Conway finesse, quality and attention to detail that has earned us our enviable reputation.*

*Boasting a total floor area of over thirty square metres, Oxford can be used in three stages. Fully erected it is the ultimate base camp, the main cabin and unique integral annex make up an extra large overnight unit, and with the front zipped out of the awning, a large open space is created that makes dining into the evening a pleasant and memorable experience.*

*Based on a slightly larger trailer, Oxford offers unparalleled luxury with its exceptionally large double beds and spacious cabin. Crammed with features, Oxford has most items as standard, making it pleasurable safe and easy, to tow, erect and enjoy.*



*Oxford with front wall zipped into central position*



*Oxford with front wall removed*



*Oxford base unit erected for weekend breaks*







*Challenger with zip on sun canopy and under bed storage tent*

[www.foldingcampers.net](http://www.foldingcampers.net)



# Challenger



*Offering a high standard of accommodation, all contained within the main trailer cabin, Challenger is the first model in the Conway range of*

*folding campers. Once erected Challenger is a complete holiday home from home, with two large double beds, lockers and seating. Plus a full kitchen unit with drawers, a stainless steel sink and an electric water pump to ensure you holiday in comfort.*

*Cupboards finished in American Cherry with profiled doors and drawer fronts, add that special touch. Whilst Royal Blue and Grey canvas, roof lining and matching curtains give it a quality and look that tells you instantly it's a Conway.*



*Challenger with full awning*







*Cruiser with zip on sun canopy and under bed storage tent*



# Cruiser



*Based on its own special trailer, with full-perimeter, galvanised steel chassis, camping comfort and six berth luxury comes as standard with Cruiser, offering*

*a complete living space within the main cabin.*

*Easily erected and non-pegging, Cruiser provides you and your family with your holiday accommodation quickly, and with the minimum of fuss. A wardrobe, kitchen unit and dinette, are all furnishings you might normally associate with a caravan.*

*Tastefully finished in Lincoln Green and Grey canvas and trimmed with red piping, Cruiser is both stylish and distinctive. The main body is finished in Oyster with green coachlining and a matching green touring cover, completing Cruiser's characteristic appearance even when towing.*



*Cruiser with full awning*







*Cardinal with sun canopy and under bed storage tent*



# Cardinal




*The top of the range Cardinal and Cardinal Clubman offer unsurpassed luxury among folding campers. Small to tow, yet when erected, Cardinal provides accommodation equivalent to a six berth, eighteen foot caravan.*

*Large enough for the whole family, Cardinal is easily erected within a few minutes using the unique wind-up erecting system. Fully equipped with all you will need, Cardinal boasts a full kitchen, heat resistant worktops and table, a large wardrobe, underseat storage and generous cupboard space. For an added touch of style the furniture is finished in American Cherry with profiled doors and drawer fronts.*

*A number of special features place the Cardinal in a class of its own. Equipped with mains and twelve volt electrics and internal fluorescent lighting, a three way fridge and electric water pump, all of the essential services are brought into the main cabin for your convenience.*



*Cardinal with full awning and toilet extension*





## ACCESSORIES: TRAILER TENTS

|                             | CLIPPER | CLIPPER DL | CAMB 240L | CAMB 240DL | CAMB 500L | CAMB 500DL | CAMBL 350DL | OXFORD |
|-----------------------------|---------|------------|-----------|------------|-----------|------------|-------------|--------|
| Side Storage Brackets       | ●       | ●          | ●         | ●          | ●         | ●          | ●           | ●      |
| Carry Rack                  | N/A     | N/A        | ●         | ●          | ●         | ●          | ●           | ●      |
| Wheel Trims                 | N/A     | N/A        | ●         | ●          | ●         | ●          | ●           | STD    |
| Security Box                | ●       | ●          | ●         | ●          | ●         | ●          | ●           | ●      |
| Refrigerator Carry Box      | N/A     | N/A        | ●         | ●          | ●         | ●          | ●           | ●      |
| Backrest                    | N/A     | N/A        | ●         | ●          | ●         | ●          | ●           | ●      |
| Table                       | ●       | ●          | ●         | ●          | ●         | ●          | ●           | ●      |
| Underbed Tent               | N/A     | N/A        | ●         | ●          | ●         | ●          | ●           | ●      |
| Wardrobe Bar                | ●       | ●          | ●         | ●          | ●         | ●          | STD         | STD    |
| Standard Sun Canopy         | ●       | ●          | ●         | ●          | ●         | ●          | ●           | N/A    |
| Deluxe Sun Canopy           | N/A     | N/A        | ●         | ●          | ●         | ●          | N/A         | N/A    |
| Deluxe Sun Canopy Side Wall | N/A     | N/A        | ●         | ●          | ●         | ●          | N/A         | N/A    |
| Side Canopy Frame           | ●       | ●          | N/A       | N/A        | N/A       | N/A        | N/A         | N/A    |
| Awning Ground Sheet         | ●       | ●          | ●         | ●          | ●         | ●          | ●           | ●      |

**Note:** All Conway Trailers are plated showing a maximum gross weight. This can be increased or decreased by Conway on request, to suit towing vehicle. Maximum gross weight can be up to 550kg unbraked, 600kg braked. If in doubt consult your dealer.



Brakes and jockey wheel



Side storage bracket



Sun canopy



Carry rack



Underbed tent and groundsheet



Backrest and table



Wardrobe bar




Fridge box



Wind down corner steadies

## ACCESSORIES: FOLDING CAMPERS


|                             | CHALLENGER | CRUISER | CARDINAL | CARDINAL CLUBMAN |
|-----------------------------|------------|---------|----------|------------------|
| 3 Way Operational Fridge    | N/A        | STD     | ●        | STD              |
| Mains Electric              | N/A        | ●       | ●        | STD              |
| Security Box                | ●          | ●       | ●        | STD              |
| Awning                      | ●          | ●       | ●        | ●                |
| Awning Toilet Extension     | N/A        | N/A     | ●        | ●                |
| Sun Canopy                  | ●          | ●       | ●        | ●                |
| Underbed Storage Tent       | ●          | ●       | ●        | ●                |
| Awning Ground Sheet         | ●          | ●       | ●        | ●                |
| Underfloor Heater           | ●          | ●       | ●        | ●                |
| Carry Rack                  | ●          | ●       | ●        | ●                |
| Awning Internal Toilet Tent | N/A        | ●       | N/A      | N/A              |
| Roof Shelf                  | N/A        | ●       | STD      | STD              |
| Awning Roof Liner           | ●          | N/A     | N/A      | N/A              |
| Side Storage Brackets       | ●          | N/A     | N/A      | N/A              |



Kitchen, two burner hob and grill



3 way fridge



Security box



Under floor heater




# FEATURES / OPTIONS / SPECIFICATIONS:


## TRAILER TENTS

|                          | CLIPPER      | CLIPPER DL   | CAMBRIDGE 240L | CAMBRIDGE 240DL | CAMBRIDGE 300L | CAMBRIDGE 500DL | CAMBERLEY 550DL | OXFORD       |
|--------------------------|--------------|--------------|----------------|-----------------|----------------|-----------------|-----------------|--------------|
| <b>FEATURES</b>          |              |              |                |                 |                |                 |                 |              |
| Locker Cushions          |              |              | •              | •               | •              | •               | •               | •            |
| Storage Lockers          | •            | •            | •              | •               | •              | •               | •               | •            |
| Ventilated Inner Tents   | •            | •            | •              | •               | •              | •               | •               | •            |
| Roof Linings             | •            | •            | •              | •               | •              | •               | •               | •            |
| Toilet Compartment       |              |              |                |                 | •              | •               | •               | •            |
| Wardrobe Compartment     |              |              |                |                 |                |                 | •               | •            |
| Storage Pockets          |              |              |                |                 | •              | •               | •               | •            |
| Underbed Storage         | •            | •            | •              | •               | •              | •               | •               | •            |
| Reinforced PVC Mud Flap  | •            | •            | •              | •               | •              | •               | •               | •            |
| High PVC Mud Wall        | •            | •            | •              | •               | •              | •               | •               | •            |
| Zip out Front Panel      |              |              |                |                 |                |                 |                 | •            |
| Roll up Front Panel      | •            | •            | •              | •               | •              | •               | •               |              |
| Roll up Side Panel       | •            | •            | •              | •               | •              | •               | •               | •            |
| Stable Door              | •            | •            | •              | •               | •              | •               | •               |              |
| Kitchen                  |              | •            |                | •               |                | •               | •               | •            |
| Fully Galvanised Chassis | •            | •            | •              | •               | •              | •               | •               | •            |
| <b>OPTIONS</b>           |              |              |                |                 |                |                 |                 |              |
| Brakes                   | N/A          | N/A          | OPT            | OPT             | OPT            | OPT             | OPT             | STD          |
| Jockey Wheel             | N/A          | N/A          | OPT            | OPT             | OPT            | OPT             | STD             | STD          |
| Spare Wheel              | OPT          | OPT          | OPT            | OPT             | OPT            | OPT             | STD             | STD          |
| Spare Wheel Carrier      | OPT          | OPT          | OPT            | OPT             | OPT            | OPT             | STD             | STD          |
| Corner Steadies          | N/A          | N/A          | OPT            | OPT             | OPT            | OPT             | OPT             | STD          |
| <b>SPECIFICATIONS</b>    |              |              |                |                 |                |                 |                 |              |
| Overall Length Unbraked  | 284 cm       | 330 cm       | 330 cm         | 375 cm          | 330 cm         | 375 cm          | 375 cm          |              |
| Overall Length Braked    |              |              | 350 cm         | 395 cm          | 350 cm         | 395 cm          | 395 cm          | 390 cm       |
| Body Length              | 204 cm       | 250 cm       | 215 cm         | 260 cm          | 215 cm         | 260 cm          | 260 cm          | 260 cm       |
| Body Width               | 125 cm       | 125 cm       | 125 cm         | 125 cm          | 125 cm         | 125 cm          | 125 cm          | 153 cm       |
| Trailer Height           | 110 cm       | 110 cm       | 105 cm         | 105 cm          | 105 cm         | 105 cm          | 105 cm          | 115 cm       |
| Ex Works Weight          | 220 kg       | 268 kg       | 264 kg         | 312 kg          | 277 kg         | 325 kg          | 340 kg          | 395 kg       |
| Carry Capacity           | 180 kg       | 132 kg       | 136 kg         | 113 kg          | 123 kg         | 100 kg          | 110 kg          | 205 kg       |
| Gross Weight             | 400 kg       | 400 kg       | 400 kg         | 425 kg          | 400 kg         | 425 kg          | 450 kg          | 600 kg       |
| Wheels Radial            |              |              | 145 x 10       | 145 x 10        | 145 x 10       | 145 x 10        | 145 x 10        | 145 x 10     |
| Wheels Cross Ply         | 400 x 8      | 400 x 8      |                |                 |                |                 |                 |              |
| Bed Size                 | 191 x 114 cm | 191 x 114 cm | 200 x 142 cm   | 200 x 142 cm    | 200 x 142 cm   | 200 x 142 cm    | 200 x 142 cm    | 200 x 150 cm |
| Awning Size              | 390 x 245 cm | 390 x 245cm  | 420 x 240 cm   | 420 x 240 cm    | 420 x 300 cm   | 420 x 300 cm    | 420 x 350 cm    | 490 x 400 cm |

CLIPPER




CAMBRIDGE



CAMBERLEY



OXFORD



STD: Standard Equipment

N/A: Not Available

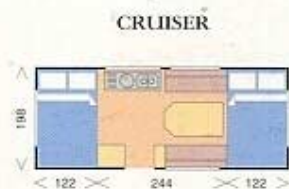
OPT: Optional



# FEATURES / OPTIONS / SPECIFICATIONS:

## FOLDING CAMPER

|                                   | CHALLENGER   | CRUISER      | CARDINAL     | CARDINAL CLUBMAN |
|-----------------------------------|--------------|--------------|--------------|------------------|
| <b>FEATURES</b>                   |              |              |              |                  |
| Wheels Under for Safe Towing      | ●            | ●            | ●            | ●                |
| Galvanised Full Perimeter Chassis | ●            | ●            | ●            | ●                |
| Auto Reverse Brakes               | ●            | ●            | ●            | ●                |
| Wind Down Corner Steadies         | ●            | ●            | ●            | ●                |
| Underslung Spare Wheel            | ●            | ●            | ●            | ●                |
| Wheel Trims                       | ●            | ●            | ●            | ●                |
| Gas Bottle or Fridge Box          | ●            |              |              |                  |
| Gas Bottle Storage                |              | ●            | ●            | ●                |
| Slide out Beds                    |              | ●            | ●            | ●                |
| Wind up Erecting System           |              |              | ●            | ●                |
| Lockable Hard Top                 |              |              | ●            | ●                |
| Rigid Exterior Door               |              |              | ●            | ●                |
| Twin Walled Body Construction     | ●            | ●            | ●            | ●                |
| None Pegging                      | ●            | ●            | ●            | ●                |
| Fully Connected Kitchen Unit      | ●            | ●            | ●            | ●                |
| Slidable Hinged Wardrobe          |              | ●            | ●            | ●                |
| Roof Shelf                        |              |              | ●            | ●                |
| Dinette Seating                   |              | ●            | ●            | ●                |
| Bench Seating                     | ●            |              |              |                  |
| Table                             | ●            | ●            | ●            | ●                |
| Internal Opening Ventilation      | ●            | ●            | ●            | ●                |
| Waterproof Mattress Protection    | ●            | ●            | ●            | ●                |
| Fully Enclosed Inner Tents        | ●            | ●            | ●            | ●                |
| 12Volt Waterpump                  | ●            | ●            | ●            | ●                |
| 12Volt Fluorescent Lights         |              |              | ●            | ●                |
| 3 Way Fridge                      |              | ●            |              | ●                |
| Fire Extinguisher                 | ●            | ●            | ●            | ●                |
| <b>SPECIFICATIONS: FOLDED</b>     |              |              |              |                  |
| Overall Length                    | 332 cm       | 410 cm       | 470 cm       | 470 cm           |
| Body Length                       | 216 cm       | 275 cm       | 375 cm       | 375 cm           |
| Body Width                        | 152 cm       | 202 cm       | 210 cm       | 210 cm           |
| Trailer Height                    | 112 cm       | 122 cm       | 125 cm       | 125 cm           |
| <b>SPECIFICATIONS: ERECTED</b>    |              |              |              |                  |
| Campsite Length                   | 386 cm       | 488 cm       | 550 cm       | 550 cm           |
| Campsite Width                    | 210 cm       | 202 cm       | 210 cm       | 210 cm           |
| Interior Height                   | 190 cm       | 198 cm       | 198 cm       | 198 cm           |
| Bed Sizes                         | 193 x 118 cm | 182 x 122 cm | 182 x 122 cm | 182 x 122 cm     |
| Optional Awning Width             | 420 cm       | 550 cm       | 370 cm       | 370 cm           |
| Optional Awning Depth             | 220 cm       | 200 cm       | 220 cm       | 220 cm           |
| <b>WEIGHTS</b>                    |              |              |              |                  |
| Ex-Works                          | 400 kg       | 546 kg       | 690 kg       | 720 kg           |
| Carrying Capacity                 | 200 kg       | 204 kg       | 210 kg       | 180 kg           |
| Maximum Gross                     | 600 kg       | 750 kg       | 900 kg       | 900 kg           |
| Hitch Weight Ex-Works             | 28 kg        | 38 kg        | 47 kg        | 41 kg            |
| Wheels                            | 145 x 10     | 155 x 13     | 155 x 13     | 155 x 13         |





*B*uying a Conway is merely the beginning of what will be a long relationship between you, the customer and Conway.

Conway owners are only limited by their imagination and once you have tasted the flavour of "The great outdoors", then automatically, a whole new world unfolds before you.

Sharing these experiences with others is all part of the fun of camping. The pleasures that this camaraderie provides is the reason why Conway have firmly supported the development of the Conway Owners Club. An exciting venture started in 1988 by extremely enthusiastic Conway users.

From their original seed of an idea, prompted by the enjoyment they were getting from their Conway, has grown the Conway Owners Club. A well equipped and highly organised club with a growing membership from all over the country and from all walks of life.

Today this club goes from strength to strength with a busy programme of truly varied activities taking place all year.

Tours of the Conway factory at Appley Bridge are organised whilst the impressive sight of hundreds of Conways at the many rallies held by the club, both in the UK and on the continent, are an unforgettable experience indeed.

Complementing this active programme, the Conway Owners Club offers many other exciting reasons for joining. Discounts on product insurance, quarterly news magazines and regular updates on product information are just part of the many services open to club members.

Last year, the club even produced its own site guide, produced entirely by members recommendations.

The emphasis at the Conway Owners Club is very much placed on the family atmosphere, choosing sites with good facilities and with plenty of opportunities to keep all the family fully occupied.

Significantly, the spirit of involvement fostered by the Conway Owners Club has played a key role in the product development programme at Conway's factory. Practical suggestions and tips from members have been incorporated into many of the new products seen within this brochure. Proof indeed that at Conway we listen.

*To find out more about membership contact:*

**Conway Owners Club,**

354, Leyland Road, Penwortham, Preston, Lancashire, PR1 9SU.

Tel: 0772 315568 (24hr. Answerphone)

[www.foldingcampers.net](http://www.foldingcampers.net)



Dealer Stamp



**Conway Products Limited**

Skull House Lane, Appley Bridge, Wigan, Lancashire, WN6 9DW.

Due to the process of ever continuing improvement, some details contained in this brochure may change.  
However, the information is correct at the time of going to press.

Designed and Produced by Magic Mouse Limited.  
Lit No: CON/10.93

[www.foldingcampers.net](http://www.foldingcampers.net)