



1997

Trailer Tents & Folding Campers



Leaders in the Field

Conway *An Introduction*

Bonjour Mon Ami

Well! Dad wasn't joking when he promised us a new Conway folding camper if I passed all of my exams (I think he would have bought one anyway). So here we are in France. Each morning we watch the mist rising over the Riviera, whilst enjoying fresh croissants and a steaming mug of coffee. Last Tuesday we camped next to another English family that owned a Conway trailer tent. They have been to Europe 5 times with theirs! I don't think mum needed me to translate when a Frenchman said that both holiday homes were "tres magnifique".



K Smyth

Skull House Lane, Appley Bridge

Wigan WN6 9DW

England



Conway Index

Trailer Tents

• Clipper	2
• Phoenix	4
• Cardale	6
• Coniston	8
• Olympia	10


Folding Campers

We are proud to present our range of folding campers; the ultimate in terms of quality and reliability.

The advantages of a folding camper are that they have well designed living areas with comfortable seating and well equipped kitchens, mostly with built in fridges. As pegs are not required the units are extremely quick and simple to erect.

Conway folding campers offer the luxury of a caravan without the associated disadvantages of towing and storage.

• Challenger	12
• Countryman	14
• Cruiser	16
• Cardinal	18



Please Note:

Due to the process of ever continuing improvement, some details contained in this brochure may change. However, the information is correct at the time of going to press.

Conway Brochure:

Design and photography by Norwyn Photographics.

Acknowledgements:

Thank you to the Royal Umpire Caravan Park, Croston, and The Bowers, Nateby.

Trailer Tents



Clipper

Features

- Storage Lockers
- Removable Covers
- Ventilated Inner Tents
- Roof Linings
- Underbed Storage
- Reinforced Mud Flap
- High Mud Wall
- Roll up Front Panel
- Roll up Side Panel
- Stable Door
- Kitchen (DL model only)
- Fully Galvanised Chassis
- Can be towed by the smallest of cars

Our entire model being a four berth unit is ideal for the smaller family or retired couple. Benefitting from a washable pvc roof and the front extension being permanently attached to the cabin canvas, which makes it quick and easy to erect.

You can decide between a 'DL' model with the traditional Conway kitchen or an 'L' model without (you may want to use your existing camping cooker).

The Clipper has the benefit of removable mattress covers which are easily cleaned.



It has roll-up front and side walls where you can fit optional sun canopies if desired.

All in all, an economical tent with off-the-ground beds which is easy to use and can be towed by the smallest of cars.



Trailer Tents



Phoenix

Features

- Compact Trailer Size
- Transverse Beds
- Removable Covers
- 5 Metre Wide Awning
- Locker Cushions
- Removable Covers
- Ventilated Inner Tents
- Roof Linings
- Toilet/Wardrobe Compartment
- Kitchen Area with Side Pocket Storage
- Underbed Storage
- Reinforced Mud Flap
- High Mud Wall
- Roll-Up Front Panel
- Roll-Up Side Panels
- Two Doors
- Fully Galvanised Chassis

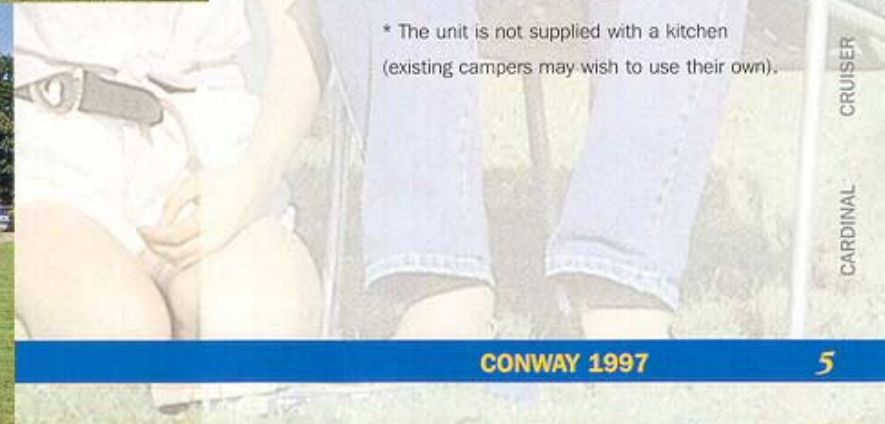
This is a brand new addition to the Conway line-up for 1997. A four berth tent utilising a new concept whereby sleeping 'transversely' with your feet to the trailer aisle eliminates the need to climb over fellow campers to get out of bed.

This unit has a modified cabin pole arrangement making it quicker and easier to erect. There is a lot more headroom in the trailer cabin itself, and the awning is 5 metres wide with a depth of 2.5 metres. These dimensions combined with the




generously sized windows gives an impression of space and light in the 'living area'.

Because of the design of the cabin the trailer is actually only 1500 mm (5feet) square which makes it extremely easy to tow and weighs only 200 Kg.



* The unit is not supplied with a kitchen (existing campers may wish to use their own).

Trailer Tents





Cardale

Features



This unit incorporates the traditional Conway layout using the world famous Conway kitchen, renowned for quality and reliability, which attaches to the rear of the trailer whilst in transit. This means you can stop for lunch mid journey and have a cup of tea by simply rolling back the trailer cover and turning your gas supply on.

The canvas colour combinations were specifically designed to be light, modern and airy, giving an impression of holiday sunshine within, no matter what the

- Locker Cushions
- Removable Covers
- Storage Lockers
- Ventilated Inner Tents
- Roof Linings
- Storage Pockets
- Underbed Storage
- Reinforced Mud Flap
- High Mud Wall
- Roll up Front Panel
- Roll up Side Panel
- Stable Door
- Kitchen
- Fully Galvanised Chassis

* Cycle Clamps are not included with carry rack accessory.



weather is like outside.

The Cardale can be either 4, 6 or 8 berth (using the underbed compartments) and has the capability to extend the living area using an optional 1 metre extension which simultaneously provides an internal wardrobe/toilet compartment.



CLIPPER
 PHOENIX
 CARDALE
 CONISTON
 OLYMPIA
 CHALLENGER
 COUNTRYMAN
 CRUISER
 CARDINAL

Trailer Tents





Coniston

Features



This is the larger sister to our Cardale unit. It has an awning with a 3 metre depth and comes supplied with an internal compartment which can be used as either a toilet or wardrobe. Should you wish to increase your living area even further you can zip in an optional 1 metre extension which, as you can see, gives a further internal compartment.

The Coniston also comes complete with the traditional Conway kitchen and has fully removable seat and mattress covers which

- Locker Cushions
- Removable Covers
- Storage Lockers
- Ventilated Inner Tents
- Roof Linings
- Toilet/Wardrobe Compartment
- Storage Pockets
- Underbed Storage
- Reinforced Mud Flap
- High Mud Wall
- Roll up Front Panel
- Roll up Side Panel
- Stable Door
- Kitchen
- Fully Galvanised Chassis



are cleanable. There is ample storage space in the lockers under the seats, and the aisle of the trailer itself when in transit. This model also has roll up front and side walls and the sun canopy is available with or without optional side walls.

The First Choice for Campers

CONWAY 1997

CLIPPER
PHOENIX
CARDALE
CONISTON
OLYMPIA
CHALLENGER
COUNTRYMAN
CRUISER
CARDINAL

Trailer Tents



Olympia

Features

- Locker Cushions
- Removable Covers
- Storage Lockers
- Ventilated Inner Tents
- Roof Linings
- Wardrobe/Toilet Compartment
- Storage Pockets
- Underbed Storage
- Reinforced Mud Flap
- High Mud Wall
- Stable Door
- Kitchen
- Fully Galvanised Chassis
- Combination of Roll-Up Panels
- Extended Head Room

The flagship of the 1997 Conway range, this is a brand new trailer tent designed to give maximum living space in the rich colour scheme of Violin Blue and Beige. The awning extends to a depth of 4.2 metres and has a built-in kitchen area with tent tidy storage compartments. It benefits from a wardrobe compartment complete with a wardrobe bar ready to take your coat hangers. The Olympia has the capability to sleep 8 people in comfort. The roof has been designed to give ample



headroom on entry and extends to 2.33 metres (7 feet 8 inches) as a maximum, which adds to the sensation of space in the awning. Pictured here are some examples of how you can change the layout of the Olympia by simply rolling up wall panels to give an even greater feeling of freedom and space.

The First Choice for Campers

CONWAY 1997

11

CLIPPER
PHOENIX
CARDALE
CONISTON
OLYMPIA
CHALLENGER
COUNTRYMAN
CRUISER
CARDINAL

Folding Campers



Challenger

Features

This is the most compact of Conway's folding camper range and as such is the only one on the market which can be stored on its side using the optional brackets available through your dealer.

The Challenger is a very versatile unit being a four berth, or if you wish you can make one of the double beds into a settee. Ideal for a small family or a retired couple, who would like to take their grandchildren on holiday (and then give them back!!).

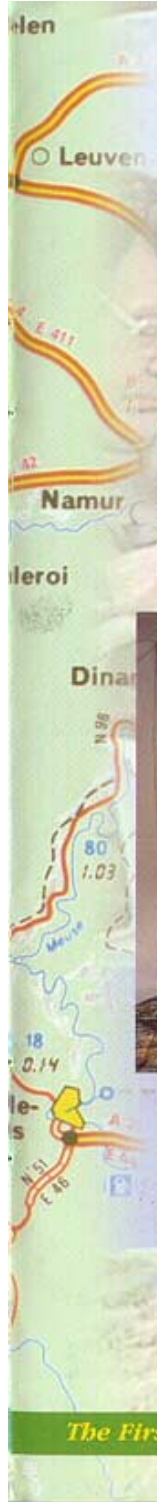
The unit has been thoughtfully designed

- Wheels Under for Safe Towing
- Galvanised Full Perimeter Chassis
- Auto Reverse Brakes
- Wind Down Corner Steadies
- Underslung Spare Wheel
- Wheel Trims
- Gas Bottle or Fridge Box
- Twin Walled Body Construction
- Non Pegging
- Fully Connected Kitchen Unit
- Bench Seating
- Table
- Internal Opening Ventilation
- Waterproof Mattress Protection
- Fully Enclosed Inner Tents
- 12 Volt Waterpump
- Fire Extinguisher
- 12 Volt Socket



with a built in cooker and stainless steel sink supplied with hands-free electrically operated foot switch.

From our range of optional extras, underbed tents and zip-on side skirts are available to give extra storage if required, whilst the spacious awning and sun canopy offer increased 'living areas'.



CLIPPER
PHOENIX
CARDALE
CONISTON
OLYMPIA
CHALLENGER
COUNTRYMAN
CRUISER
CARDINAL

Folding Campers



Countryman

Features

- Wheels Under for Safe Towing
- Galvanised Full Perimeter Chassis
- Auto Reverse Brakes
- Wind Down Corner Steadies
- Underslung Spare Wheel
- Wheel Trims
- Gas Bottle storage
- Twin Walled Body Construction
- Non Pegging
- Fully Connected Kitchen Unit
- Dinette Seating
- Table
- Internal Opening Ventilation
- Waterproof Mattress Protection
- Fully Enclosed Inner Tents
- 12 Volt Waterpump
- 3 way Fridge
- Fire Extinguisher
- 2 x 12 Volt Sockets

A very popular model. This year we are pleased to unveil the Countryman's new livery: green and beige for the outer canvas and a stylish, top quality fabric for the internal upholstery.

The kitchen has a built in fridge, which can be powered by mains, 12 volts or even gas, a double burner with grill and a stainless steel sink with drainer. Conway's attention to detail even extends to an on/off tap at the end of the faucet to prevent annoying drips.



The roof over the galley area is made from wipeable pvc and along with side splash guards there are washable tent ties on both side walls of the kitchen extension.

The unit is pre-wired for 12v. An optional awning or sun canopy completes the package.



Folding Campers



Cruiser

Features

A top quality model with a patented 'Connaumatic' opening mechanism which means that simply sliding the beds out from the body results in the unit erecting itself (like a pop-up storybook). There is no heavy lifting involved and the canvas remains permanently attached to the body. The Cruiser now has streamlined front and rear mouldings in tough G.R.P. (designed to hold the larger popular 7Kg gas bottles). Pictured here are the optional awning and sun canopy.

- Galvanised Full Perimeter Chassis
- Auto Reverse Brakes
- Wind Down Corner Steadies
- Underslung Spare Wheel
- Wheel Trims
- Gas Bottle Storage for 7Kg Bottles
- Generously Sized 6'4" Beds
- Twin Walled Body Construction
- Non Pegging
- Fully Connected Kitchen Unit
- Slidable Hinged Wardrobe
- Dinette Seating
- Table
- Internal Opening Ventilation
- Waterproof Mattress Protection
- Fully Enclosed Inner Tents
- 12Volt Waterpump
- 3 Way Fridge
- Fire Extinguisher
- 2 x 12 Volt Sockets
- Stylish Front & Rear Mouldings
- Roll Up Face Wall
- Ventilated Bed Windows (new for '97)



Extra ventilation is provided with re-designed bed windows and roll up face wall.



Folding Campers





Cardinal

Features



The crème de la crème of folding campers - the Cardinal Clubman offers a hard top which can be locked when in the closed position for extra security. It also offers luxurious 6 berth accomodation with built in 3 way fridge. Mains electric wiring and 12v charging facility are standard as are a roof shelf and lockable security box.

A very simple model to erect, the roof is wound up via a geared mechanism to reduce effort and the beds merely slide out and lock in place using the poles supplied.



The optional awning and sun canopy offer extended room if required.



- Galvanised Full Perimeter Chassis
- Auto Reverse Brakes
- Wind Down Corner Steadies
- Underslung Spare Wheel
- Wheel Trims
- Gas Bottle Storage
- Slide out Beds
- Wind up Erecting System
- Lockable Hard Top
- Rigid Exterior Door
- Twin Walled Body Construction
- Non Pegging
- Fully Connected Kitchen Unit
- Slidable Hinged Wardrobe
- Roof Shelf
- Dinette Seating
- Table
- Internal Opening Ventilation
- Waterproof Mattress Protection
- Fully Enclosed Inner Tents
- 12Volt Waterpump
- 12Volt Fluorescent Lights
- 3 Way Fridge
- Fire Extinguisher

CLIPPER
PHOENIX
CARDALE
CONISTON
OLYMPIA
CHALLENGER
COUNTRYMAN
CRUISER
CARDINAL

Conway

Purchase Scheme

You can now buy a Conway unit of your choice from your dealer through the Conway purchase scheme.

This scheme has been organised by Conway and NWS Bank plc (one of the largest leisure finance groups in the U.K.). Combining our strengths has enabled us to offer a finance plan with a highly competitive rate that your dealer will instantly be able to quote you.

Here is an example using a 1996 price (available when going to press).

Please ask your dealer for an up to date quote as prices and APR's may vary.


Proposed purchase of a Cardale trailer tent:

CARDALE UNIT

Cash price	£2497.00
Deposit	£250.00
Balance to be financed	£2247.00
1st months repayment	£55.00
Followed by 36 payments of	£77.82
Total charges for credit	£649.52
Total amount payable	£3146.52
APR*	17.70%

Written quotations available on request.

* Interest rates may vary.





CLIPPER

PHOENIX

CARDALE

CONISTON

OLYMPIA

CHALLENGER

COUNTRYMAN

CRUISER

CARDINAL



Note: All Conway trailer tents are plated showing a maximum gross weight. This can be increased or decreased by Conway on request, to suit towing vehicle. Maximum gross weight can be up to 550kg unbraked, 600kg braked. If in doubt consult your dealer.

SPECIFICATIONS / OPTIONS / ACCESSORIES FOR TRAILER TENTS

SPECIFICATIONS	CLIPPER	CLIPPER DL	PHEONIX	CARDALE	CONISTON	OLYMPIA
Overall Length Unbraked	284 cm	330 cm	270 cm	365 cm	365 cm	365 cm
Overall Length Braked			287 cm	382 cm	382 cm	382 cm
Body Length	204 cm	250 cm	150 cm	260 cm	260 cm	260 cm
Body Width	125 cm	125 cm	150 cm	125 cm	125 cm	125 cm
Trailer Height	110 cm	110 cm	123 cm	105 cm	105 cm	105 cm
Bed Size	191 x 114 cm	191 x 114 cm	190 x 140 cm	200 x 142 cm	200 x 142 cm	200 x 142 cm
Awning Size	390 x 245 cm	390 x 245 cm	500 x 250 cm	420 x 240 cm	420 x 300 cm	440 x 425 cm
Wheels Radial			145 x 10	145 x 10	145 x 10	145 x 10
Wheels Cross Ply	400 x 8	400 x 8				
WEIGHTS						
Ex Works Weight	220 kg	268 kg	200 kg	312 kg	325 kg	360 kg
Carry Capacity	180 kg	132 kg	180 kg	113 kg	100 kg	100 kg
Gross Weight	400 kg	400 kg	380 kg	425 kg	425 kg	460 kg
OPTIONS						
Brakes	N/A	N/A	OPT	OPT	OPT	OPT
Jockey Wheel	OPT	OPT	OPT	OPT	OPT	STD
Spare Wheel	OPT	OPT	OPT	OPT	OPT	STD
Spare Wheel Carrier	OPT	OPT	OPT	OPT	OPT	STD
Corner Steadies	N/A	N/A	OPT	OPT	OPT	STD
ACCESSORIES						
Side Storage Brackets	●	●	●	●	●	●
Carry Rack	N/A	N/A	●	●	●	●
Wheel Trims	N/A	N/A	●	●	●	●
Security Box	●	●	●	●	●	●
Refrigerator Carry Box	N/A	N/A	●	●	●	●
Table	●	●	●	●	●	●
Underbed Tent	N/A	N/A	●	●	●	●
Wardrobe Bar	●	●	●	●	●	STD
Sun Canopy	●	●	●	●	●	●
Sun Canopy Side Wall	N/A	N/A	●	●	●	N/A
1 Mtr. Extension	N/A	N/A	N/A	●	●	N/A
Side Canopy Frame	●	●	N/A	N/A	N/A	N/A

SPECIFICATIONS / ACCESSORIES FOR FOLDING CAMPERS

SPECIFICATIONS	CHALLENGER	COUNTRYMAN	CRUISER	CARDINAL CLUBMAN
FOLDED				
Overall Length	332 cm	390 cm	410 cm	470 cm
Body Length	216 cm	280 cm	275 cm	375 cm
Body Width	152 cm	154 cm	202 cm	210 cm
Trailer Height	112 cm	126 cm	122 cm	125 cm
Wheels	145 x 10	155 x 13	155 x 13	155 x 13
ERECTED				
Campsite Length	386 cm	394 cm	488 cm	550 cm
Campsite Width	210 cm	280 cm	202 cm	210 cm
Interior Height	190 cm	225 cm	198 cm	198 cm
Bed Sizes	193 x 118 cm	196 x 122 cm	193 x 122 cm	182 x 122 cm
Optional Awning Width	420 cm	430 cm	550 cm	370 cm
Optional Awning Depth	220 cm	220 cm	250 cm	220 cm
WEIGHTS				
Ex-Works	400 kg	520 kg	546 kg	720 kg
Carrying Capacity	200 kg	230 kg	204 kg	180 kg
Maximum Gross	600 kg	750 kg	750 kg	900 kg
Hitch Weight Ex-Works	28 kg	36 kg	38 kg	41 kg
ACCESSORIES				
3 Way Operational Fridge	N/A	STD	STD	STD
Mains Electrics	N/A	●	●	STD
Security Box	●	●	●	STD
Awning	●	●	●	●
Awning Toilet Extension	N/A	N/A	●	●
Sun Canopy	●	●	●	●
Underbed Skirt	● 2	● 2	● 1	● 1
Underbed Storage Tent	●	●	●	●
Underfloor Heater	●	●	●	●
Carry Rack	●	●	●	●
Roof Shelf	●	●	●	STD
Awning Roof Liner	●	●	●	●
Side Storage Brackets	●	N/A	N/A	N/A

KEY TO CODES:

STD: Standard OPT: Optional N/A: Not Available ●: Available

Conway

Owners Club

Would you like to meet new friends, share camping experiences and generally have fun?

Why not join the Conway Owners Club. There is a quarterly newsletter, discounted insurance and lots, lots more...

Contact the Conway Owners Club,

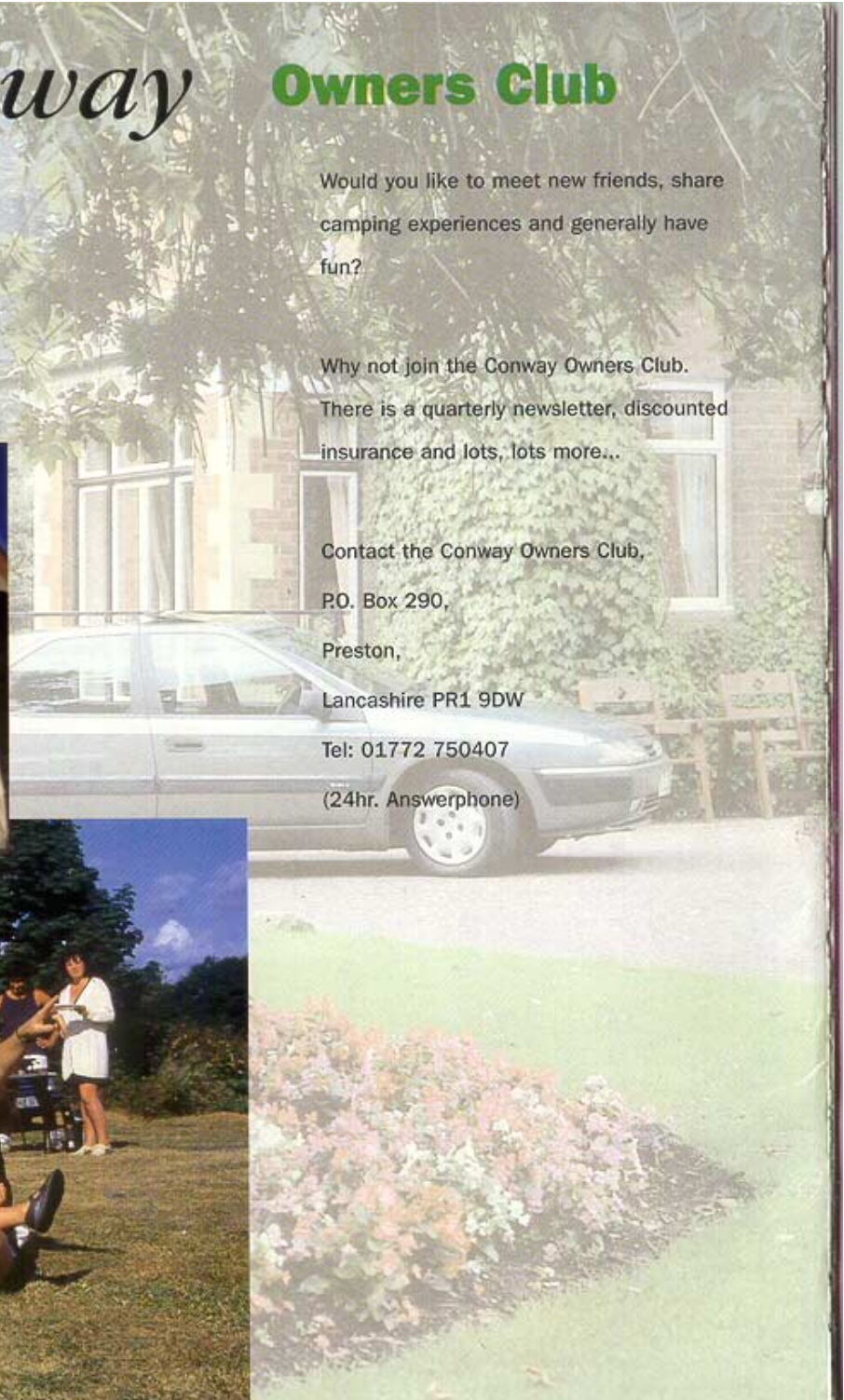

P.O. Box 290,

Preston,

Lancashire PR1 9DW

Tel: 01772 750407

(24hr. Answerphone)





Dealers Stamp

Conway Products Limited

Skull House Lane, Appley Bridge, Wigan
Lancashire, WN6 9DW

Tel: 01257 254535 Fax: 01257 254547

