



2002

CATALOGUE

Trailer tents
Folding campers




Freedom for life



www.foldingcampers.net



The future looks even brighter with Conway



2002

Exciting times at Conway

In March 2001 Conway was purchased by Computerised Sheet Metal Ltd. of Chorley, Lancashire. Conway and CSM already had a long standing customer/supplier relationship.

CSM's technical know-how in partnership with Conway's legendary attention to detail and dedicated workforce has already resulted in the introduction of a state of the art research and development department, backed up with the very latest automated laser and punching profiling machinery. This has all added to our "feel-good" factor and given a real buzz of excitement in the company.

Feast your eyes on our new range of trailer tents and folding campers, the stylish new colours and designs confirm our commitment to our brand and to you our customers.

Conway is going from strength to strength; the future looks bright with Conway.

Mark Robinson
Sales Director

If you're a newcomer to the adventurous world of folding campers and trailer tents you'll soon discover what experienced campers already know.

Conways are simply the top marque. Well, we would say that wouldn't we - but you don't have to take our word for it. Just look around any campsite and the best tents are always Conways.

It's not simply because we use the best canvas available, it's because we tailor it to fit the frame exactly. This means that it doesn't just look perfect, but it makes assembly so easy.

We design and produce our own chassis using the latest computer assisted technology. This means that we can be sure that our trailers are amongst the safest and easiest to tow on the market.

What's the difference between a Folding Camper and a Trailer Tent?

Well, basically a Folding Camper is quicker and easier to erect. Not that the trailer tent is difficult - but they do take a little longer as they require some 'pegging down'. If you're touring, with short overnight stops or for weekends, then the folding camper is probably the best choice. Either way a Conway is always the best choice.

Folding Campers

The features on our folding campers are all designed for safety, ease of use and durability.

- We regard safety as paramount and have designed all our kitchens so that you never need to disconnect a gas pipe when you want to pack down your unit. This saves time and removes the risk of any gas leaks.
- All Conways are easy to tow and have their wheels "in-board". This makes life easier when towing for you to accurately gauge clearances for manoeuvring in tight spaces.
- The taps in all of our folders are operated by hand, as opposed to a foot switch that can be trodden on accidentally.



2002



- We use an automatic braking system on all our folding campers which works in harmony with your vehicle's brakes to ensure a smooth deceleration and a safe stop.
- All of our folders have wind-down corner steadies for increased stability and ease of use.
- An underslung spare wheel is standard with each model.
- An electric water pump effortlessly supplies your water requirements. Each folding camper has its own built-in 12 volt wiring circuit with easily accessible sockets.
- All units with built-in fridges are capable of running on 12 volts, mains or gas.
- A table is supplied with all units.
- Buying a Conway will give you Freedom for Life: the freedom to take the kind of holiday you want, where you want and when you want.

Trailer Tents

If we could promise you rain free holidays, we would. But with reality in mind we have incorporated the following features to make life easier.

- Our special bed folding system means that the interior of the trailer remains perfectly dry even if you have been unlucky with the weather and have to fold down a damp canvas.
- The covers on our seats and mattresses are removable for easy cleaning.
- The cotton roof liners in both living and cabin areas are designed to trap a layer of air which will keep you warmer at night and cooler through the day.
- The interior mud flap is designed to fold inwards enabling rain water to run easily off the outer canvas walls and drain away.
- Little things count – every Conway comes complete with everything you need to begin your holiday even down to a step stool and a mallet.
- Every Conway has built-in storage lockers.
- Every Conway has a high PVC mud wall so that splashes of mud can be easily removed with a damp cloth.
- The Conway kitchen is synonymous with quality and leads the field for its functional durability.






Unit/sun canopy/bed skirts



Towed unit



Unit alone




Unit/awning

Challenger Standard Features

The Challenger is supplied with the following standard equipment:

- Auto reverse brakes
- Wind-down corner steadies
- Underslung Spare Wheel
- 12v water system with tap
- Fully connected kitchen unit
- Table
- Fire Extinguisher
- 12v socket
- Fully galvanised chassis





FOLDING CAMPERS

Challenger

designed for the smaller family

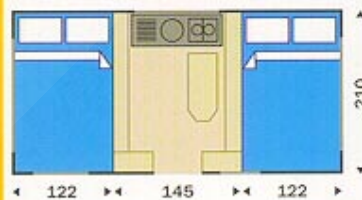
2002

- Compact towing size and extremely lightweight.
- Built-in settee with a backrest you can adjust for full neck support or you can convert it into another double bed to accommodate guests.
- Stylish side mouldings are easy to wipe clean.
- Optional underbed tents may be used for extra storage.
- Extremely roomy cabin.
- Front mounted fridge carry box.
- Optional sun canopy completes the unit for that extended weekend break.
- Most cabin windows can now be opened internally and the new "con-vent" allows ventilation throughout the night and during inclement weather.
- Optional bound edge removable carpet.
- New for 2002 a useful worktop extension.

The Challenger has always been the Conway favourite folding camper for the smaller family.

That doesn't mean it's small - the main living area is almost 4 metres wide (about 13').

For the year 2002 the Challenger will be in a blue and beige colourway with a modern Beech interior. We challenge you to find a better model in its class - we know there just isn't one.




Unit/awning/bed skirts

Freedom for life






Optional carpet



Unit/awning/sun canopy



Window con-vent



Unit/sun canopy/bed skirts

Countryman Standard Features

The Countryman is supplied with the following standard equipment:

- Galvanised chassis
- Auto reverse brakes
- Wind-down corner steadies
- Underslung spare wheel
- Wheel trims
- 12v water system with tap
- Fully connected kitchen unit
- Dinette seating
- Table
- Fire Extinguisher
- Internal 12v halogen light

- Internal 12v system with sockets
- Built-in fridge
- All locks single key operation

FOLDING CAMPERS

Countryman

all the comforts of home in a compact trailer

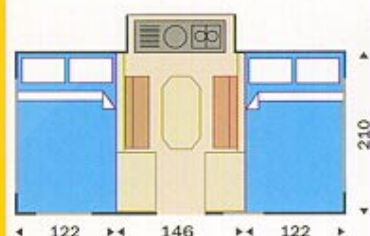
2002

- Built-in fridge that works on either gas, 12volt or mains.
- Stylish front moulding for gas bottle storage.
- Comfortable internal seating.
- Fresh modern interior colour scheme.
- Underbed tents or side skirts may be fitted to provide further bedrooms or extra storage as required.
- Has a host of features only associated with larger folding campers and yet this trailer is only 155cm (5 feet) wide so it is easy to tow, handle and store.
- Supplied as standard with a useful side shelf for all your kitchen bits with the added advantage that there is a powerful halogen light.
- The 'smooth line' sides enable you to easily wipe clean the trailer.
- Optional awning roof lining has built-in toilet compartment.
- Most cabin windows can now be opened internally and the new "con-vent" allows ventilation throughout the night and even during inclement weather.
- New for 2002 a useful worktop extension.
- Optional bound edge removable carpet.

The Countryman has always been a favourite.

It's a compact model - but its never been short of 'big model' features.


Go anywhere with Countryman and you'll never be short of admirers - because it's a Conway.



Unit/awning

Freedom for life





Conway's unique sliding bed system is as easy as 1 2 3

Cruiser Standard Features

The Cruiser is supplied with the following standard equipment:

- Fully sprung mattresses
- Galvanised full perimeter chassis
- Auto reverse brakes
- Wind-down corner steadies
- Underslung spare wheel
- Wheel trims

- Generous 6'4" beds
- 12v water system with tap
- Fully connected kitchen unit with side shelf
- Dinette seating
- Internal opening bedroom ventilation
- Wardrobe
- Fire extinguisher

- 2 x 12v sockets
- Mains electrics with 2 sockets
- Roll up face wall
- Built-in fridge
- 'Smooth line' sides
- Both full and occasional tables
- All locks single key operation

www.foldingcampers.net



FOLDING CAMPERS

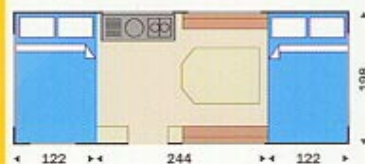
Cruiser

plain sailing with the quickest and easiest to erect camper today

2002

- World beating 'Connaumatic' Opening System means that simply sliding open the beds simultaneously erects the unit for you within minutes.
- Fully sprung domestic mattresses
- Front moulding which is capable of housing 2 x 7 kg gas bottles; reducing the number of bottle changes during a holiday.
- A unique kitchen which pivots easily into place and remains fully connected for gas and water.
- Fitted fridge that runs on gas, 12v or mains .
- A rear cupboard door cleverly hinges into position to become a handy occasional table if the main table (supplied as standard) is being used in the awning.
- The Cruiser comes fitted with 'Triple Electrics'. This means that you can use the pre-wired 12v system (using an auxiliary battery) or, you can use mains electrics (if available on site). If you are using the latter then your battery will automatically be topped up from the system's built-in charging facility.
- The Cruiser comes with a built-in battery box with external access for easy battery removal and replacement.
- Optional built-in hot water (mains only) and blown air heating system.
- New for 2002 a useful worktop extension.
- Optional bound edge removable carpet.


Plain sailing with the quickest and easiest to erect camper today. When we claim 'quick assembly' we're talking minutes. Not just quick - but with real ease. Anyone can erect this top quality camper. And it's just bursting with features - take a look at the standard features list, it's really impressive. Add to that the optional built-in hot water and blown air heating systems and it's home from home.



Unit/awning/toilet extension

Freedom for life






Unit sun canopy



Unit/bed skirts



Extended worktop



Occasional table

Crusader Standard Features

The Crusader is supplied with the following standard equipment:

- Fully sprung mattresses
- Galvanised full perimeter chassis
- Auto reverse brakes
- Wind-down corner steadies
- Underlunge spare wheel
- Wheel trims
- Generous 6'4" beds
- 12v water system with tap
- Fully connected kitchen unit
- Dinette seating
- Internal opening bedroom ventilation
- Wardrobe
- Fire extinguisher
- 2 x 12v sockets
- Built-in mains with 2 sockets
- Roll up face wall
- 'Smooth line' sides
- Gas or mains powered hot water system
- 3 burner gas hob
- Built-in fridge
- Connaumatic Opening System
- Cassette toilet
- All locks single key operation
- External shower



FOLDING CAMPERS

Crusader

all the comforts of home

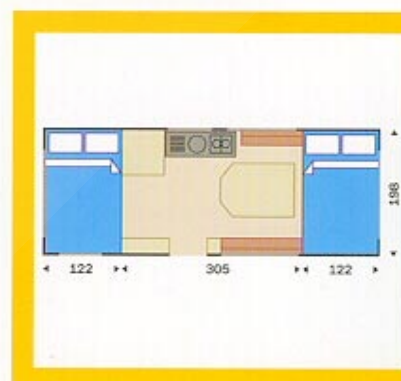
2002

- World beating 'Connaumatic' Opening System means that sliding open the beds simultaneously erects the unit for you within minutes. (See Cruiser on previous page).
- Fully sprung domestic mattresses.
- The fridge and toilet compartments have been carefully designed to vent to the exterior of the unit and not into your awning space.
- New cooker unit with built-in grill and glass protector lid, which hinges easily into its storage position.
- Optional oven or fitted cupboard doors.
- New brushed steel integrated sink with glass protector lid.
- The toilet compartment has a wash hand basin, which can be easily removed for cleaning.
- As with the Cruiser and Clubman, 'Triple Electrics' are fitted as standard along with the battery box.
- A wall shelf is supplied as standard with built-in lighting capable of illuminating the whole cabin.
- The Crusader has a floor level night light.
- A rear cupboard door cleverly hinges into position to become a handy occasional table if the main table (supplied as standard) is being used in the awning.
- Built-in hot water system - mains and/or gas powered.
- Optional built-in blown air heating.
- New for 2002 a useful worktop extension.
- Optional bound edge removable carpet.

The envy of the competition for the combination of erection speed and sheer luxury.

All the comforts of the Cruiser but with the added benefit of more living room, built-in hot water and a cassette toilet.

This year introduces the unique fully folding toilet compartment - no loose panels to lift.



Unit/awning

Freedom for life





Unit/sun canopy/bed skirt



Lockable roof catch



Unit easily towed



Unit/bed skirt

Clubman Standard Features

The Clubman is supplied with the following standard equipment:

- Fully sprung mattresses
- Galvanised full perimeter chassis
- Auto reverse brakes
- Wind-down corner steadies
- Underslung spare wheel
- Wheel trims
- 12v water system with tap
- Fully connected kitchen unit
- Dinette seating
- Internal opening bedroom ventilation
- Wardrobe
- Fire extinguisher
- 2 x 12v sockets
- Built-in mains with 2 sockets
- 'Smooth line' sides
- Floor lighting
- Easy-fit roof shelf
- Steel underseat safe
- 3 burner gas hob
- Built-in fridge
- Gas or mains powered hot water system
- Cassette toilet
- External shower
- All locks single key operation, excludes safe



FOLDING CAMPERS

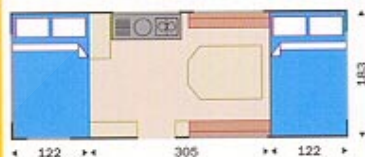
Clubman

the ultimate in folding campers

2002

- The Clubman has a hard roof, which can be locked down for security and is elevated by simply winding a handle.
- New cooker unit with built-in grill and glass protector lid, which hinges easily into its storage position.
- New brushed steel integrated sink with glass protector lid.
- Optional oven or fitted cupboard doors.
- The toilet compartment has a wash hand basin, which can be easily removed for cleaning.
- As with the Cruiser and Crusader 'Triple Electrics' are fitted as standard along with the battery box.
- A rear cupboard door cleverly hinges into position to become a handy occasional table if the main table (supplied as standard) is being used in the awning.
- Built-in security box.
- A roof shelf is supplied as standard.
- Fully sprung mattresses.
- Built-in hot water system - mains and/or gas powered.
- Front cabin window may be zipped down for extra ventilation.
- Optional built-in blown air heating.
- New for 2002 useful worktop extension.
- Optional bound edge removable carpet.

From the moment you pull on to the campsite to the time you are relaxing with your first 'tipple', those around you will be amazed and envious of the wind up mechanism designed to erect this unit. This year introduces the unique fully folding toilet compartment - no loose panels to lift.



Unit/awning/bedroom extension

Freedom for life



2002

TRAILER TENTS

Classic Trio

a trailer tent with classic looks and innovative design

The top of the Conway trailer tent range:

The Classic Trio represents almost 190 sq ft of camping luxury and is presented in mint green, beige and dark green. Forget old fashioned camping - this is a canvas hotel.

The Classic Trio is the only Conway on the market today that can offer the versatility of three different living arrangements:

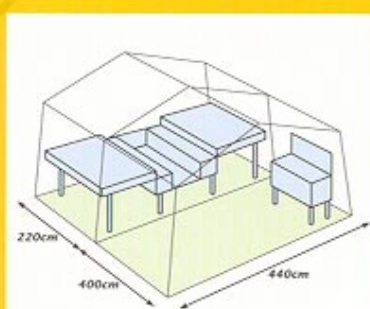
- 1 Erect just the cabin section only for that overnight stop (pictured opposite with optional sun canopy).
- 2 Erect the unit with its 1.5m awning for a weekend.
- 3 Erect the complete 4m awning for maximum holiday living space.

The Classic Trio also offers the capability of fitting an optional dividing wall to give a porch area to store those wet wellies and coats.

- The largest trailer tent in the Conway range, the Classic Trio has an impressive living area of 17.6 square metres (or almost 190 square feet).
- The inner cabin wall is fitted with stylish mesh windows to assist ventilation at night whilst preventing uninvited insects to dinner.
- The Classic Trio has a side wall extension providing additional space for the kitchen and a toilet/wardrobe compartment.
- Our main picture shows half the front wall moved back to its rear position and optional porch wall, sun canopy and side wall fitted.
- The deluxe optional sun canopy can be fitted with side walls to increase your living area.
- Optional 1 metre extension.
- Bedroom and back cabin windows have integrated rain protection side flaps.



Spacious interior



Freedom for life





Unit/sun canopy



1 Cabin/sun canopy



2 1.5m extension



3 4m extension



Showing porch wall option

Classic Trio Standard Features

The Classic Trio is supplied with the following standard equipment:

- Removable mattress/seat covers
- Removable carpet
- Built-in storage lockers and drawers
- Ventilated wardrobe/toilet compartment

- Roof linings
- Ventilated inner tents
- Underbed storage
- Reinforced mud flaps
- High mud wall
- Zip-out front panels with veranda capability
- New kitchen storage shelf
- Kitchen water pump

- Useful kitchen worktop extension
- Fully galvanised chassis
- Ventilated inner cabin windows
- Moveable front wall
- Erected options of 1.5m or 4m awning
- Backrest to offside seat
- Wrap around cabin seating

2002

TRAILER TENTS

Vision

for a vision of perfection

A new trailer tent for the 2002 season.

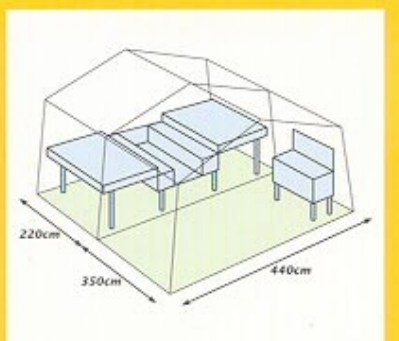
This new subtle well - co-ordinated colour scheme will be sure to please.

It's easy to see why Conways are "leaders in the field" and Vision is a prime example.

- The bedroom cabin wall has a ventilated mesh window for those hot summer evenings.
- The optional deluxe sun canopy may be zipped to the cabin or tied on to the awning.
- Vision has a front wall which may be dropped onto a veranda bar or zipped out completely.
- The awning comes complete with built-in compartments for both a toilet and a wardrobe.
- Internal colours have been carefully co-ordinated to provide a comfortable, light environment.
- Optional 1 metre extension.
- Bedroom and back cabin windows have integrated rain protection side flaps.



Roll-up side panel




Freedom for life






Unit/sun canopy



Internal back rest



Easy to tow



Wrap around seating



New deluxe kitchen

Vision Standard Features

The Vision is supplied with the following standard equipment:

- Removable mattress/seat covers
- Removable carpet as standard
- Built-in storage lockers and drawers
- Wardrobe and toilet compartments
- Roof linings
- Ventilated inner tents
- Underbed storage
- Reinforced mud flaps
- Backrest to offside seat
- High mud wall
- Zip-out front panels
- Kitchen water pump
- Fully galvanised chassis
- Ventilated inner cabin window
- New kitchen storage shelf
- Useful kitchen worktop extension

2002

TRAILER TENTS


Spirit

a trailer tent for today's family

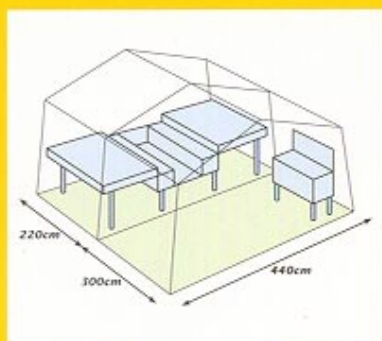
The Spirit is well named and is indicative of Conway's new image. The denim blue and light grey colourways blend perfectly.

The Spirit doesn't just look good - it's packed full of Conway features right down to its galvanised chassis. We don't just want our tents to look good, we want them to stay that way for a lifetime.

- The colours of the Spirit will be sure to draw admiring glances from fellow campers.
- The Spirit sidewall may be rolled up without removing the curtains.
- The kitchen fits neatly next to the vented compartment, which may be utilised, as either a toilet or wardrobe.
- The optional sun canopy may be zipped to the cabin or tied on to the awning. Adding the sidewall will transform the Spirit into the envy of the campsite.
- The seat cushions have been cleverly designed to transform the beds into king size and add to the Conway standard of luxury.



Roll-up side panel



- This trailer tent has a side door entrance.
- Bedroom and back cabin windows have integrated rain protection side flaps.
- Optional 1 metre extension.

Freedom for life


www.foldingcampers.net



Unit/sun canopy




Vented cabin window



Side door access



Deluxe kitchen



Rain protected ventilation

Spirit standard features

The Spirit is supplied with the following standard equipment:

- Removable mattress/seat covers
- Built-in storage lockers and drawers
- Removable carpet as standard


- Ventilated wardrobe/toilet compartment
- Roof linings
- Ventilated inner tents
- Inner cabin window
- Underbed storage
- Reinforced mud flaps

- High mud wall
- Roll-up front and side panels
- Fully galvanised chassis
- Backrest to offside seat
- New kitchen storage shelf
- Useful kitchen worktop extension

Parts and Accessories



Always insist on genuine Conway parts.



Optional side wall for sun canopy (Classic)



Kitchen drop legs with casters (for pre 2002 units)



Hitch lock



Optional sun canopy with side wall (Spirit)



Join the Conway Owners Club

Would you like to meet new friends, share camping experiences and generally have fun?

Why not join the Conway Owners Club.

There's a quarterly newsletter, discounted insurance and lots, lots more!

Contact the Conway Owners Club, The Secretary, Conway Owners Club, 188 Moray Park, Dalgety Bay, Fife, Scotland KY11 9BR

Tel: 01383 823003

Internet Hotlink from the Conway site
(www.conwayproducts.com)



Bedroom extension



Bedroom extension inner tent



Toilet extension



Under bed storage tent



Optional carpet



Safe



Conway table



Braked hitch assembly



Carry rack



Optional roof shelf




Wind down corner steadies




Side storage bracket



Cycle carrier



Fridge box



Under bed tent



Hitch cover






Please note: All Conway trailer tents are plated showing a maximum gross weight. This can be increased or decreased by Conway on request, to suit the towing vehicle. Maximum gross weight can be up to 600kg braked or unbraked. If in doubt, please consult your dealer.

Freedom for life



FOLDING CAMPERS

Specifications

					
Specification	Challenger	Countryman	Cruiser	Crusader	Clubman
Overall length	332	390	410	470	470
Body length	216	280	275	375	375
Body width	155	155	210	210	210
Trailer height	112	126	122	122	125
Wheel	145 x 10	155 x 13	155 x 13	165 x 13	165 x 13
Erected					
Campsite length	386	394	488	550	550
Campsite width	210	280	202	202	210
Interior height	190	225	198	198	198
Bed sizes	193 x 118	196 x 122	193 x 122	193 x 122	182 x 122
Optional awning width	420	430	550	612	370
Optional awning depth	240	250	250	250	220
Weights					
Ex works weight	400kg	540kg	645kg	800kg	840kg
Carry capacity	200kg	210kg	205kg	200kg	210kg
Gross weight	600kg	750kg	850kg	1000kg	1050kg
Accessories					
3-way operational fridge	n/a	Standard	Standard	Standard	Standard
Mains electrics	•	•	Standard	Standard	Standard
Security box	•	•	•	•	Standard
Awning	•	•	•	•	•
Awning toilet extension	n/a	n/a	•	•	n/a
Awning bedroom extension	n/a	n/a	•	•	•
Awning bedroom inner tent	n/a	n/a	•	•	•
Awning roof liner	•	•	•	•	•
Sun canopy	•	Dual	Dual	Dual	•
Underbed skirt	2	2	2	2	1
Underbed storage tent	•	•	•	•	•
Blown air heater	n/a	n/a	•	•	•
Carry rack	•	•	•	•	•
Roof shelf	•	•	•	•	Standard
Hitch cover	•	•	•	•	•
Slidable hinged wardrobe	n/a	n/a	Standard	Standard	Standard
Water heater (Gas/240v)	n/a	n/a	• Mains only	Standard Gas/240 volt	Standard Gas/240 volt

Keys to codes

• = optional

n/a = not available

All measurements are in metric.

2002

TRAILER TENTS

Specifications



Specification	Classic Trio	Vision	Spirit
Total length unbraked	365	365	365
Total length braked	382	382	382
Body length	260	260	260
Body width	125	125	125
Trailer height	105	105	105
Bed size	200 x 142	200 x 142	200 x 142
Awning size (W&L)	440 x 400	440 x 350	440 x 300
Wheels radial	145 x 10	145 x 10	145 x 10
Weights			
Ex works	375kg	360kg	340kg
Carry capacity	100kg	100kg	100kg
Gross weight	475kg	460kg	440kg
Options			
Brakes	Optional	Optional	Optional
Jockey wheel	Optional	Optional	Optional
Spare wheel	Optional	Optional	Optional
Spare wheel carrier	Optional	Optional	Optional
Corner steadies	Optional	Optional	Optional
Accessories			
Side storage brackets	•	•	•
Carry rack	•	•	•
Security box	•	•	•
Refrigerator carry box	•	•	•
Table	•	•	•
Under bed tent	•	•	•
Wardrobe bar	Standard	Standard	Standard
Sun canopy	• Deluxe	• Deluxe	• Deluxe
Sun canopy side wall	•	•	•
Porch wall	•	n/a	n/a
Veranda pole	•	•	•
Lockable hitch	•	•	•
1 metre ext	•	•	•
Keys to codes	• = optional	n/a = not available	

Design and Photography: Jane King at Ainsworth & Parkinson, Preston (01772 770770), www.a-p-comms.co.uk.
 Special thanks to Farington Lodge, Leyland, Preston for locations (01772 421321).

2002

CATALOGUE

Trailer tents
Folding campers

dealer stamp



Freedom for life



Conway Products Limited

Skull House Lane
Appley Bridge
Wigan WN6 9DW

Telephone 01257 254535

Fax 01257 254547

e-mail sales@conwayproducts.com

web site www.conwayproducts.com

Please note: Due to the process of continuing improvement, some details contained in this brochure may change. However, the information is correct at the time of going to press.

www.foldingcampers.net