


The Conway Collection

Discover the independence of Conway camping!





Freedom for life

The Conway Brand name has been synonymous with camping for over twenty five years!

It is this twenty five years experience combined with innovative design and quality of build that has enabled the Conway name to be revered within the Folding Camper market sector.

This years portfolio contains a range of Folding Camper models to accommodate every need.

The combination of Caravan styling and camping freedom has enabled us to develop and increase our market year upon year.

Easy to store...

Easy to tow...

Easy to set-up!

It is this vital combination of factors that has been instrumental in the growth of the Folding Camper market sector.

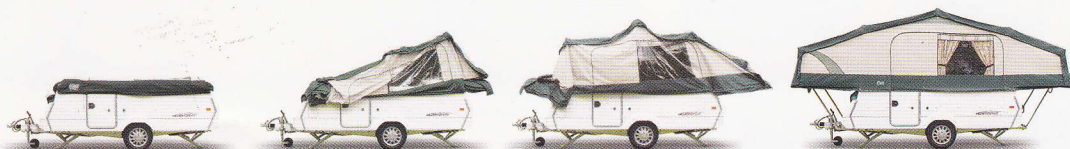
*Welcome to the
summer holidays, autumn breaks,
independence is available in four g*



Challenger	4
Countryman	6
Cruiser	8
Crusader	10
Features	12
Camper Layouts	13
Accessories	14
Specifications	15

Conway Collection...

*spontaneous weekends
great new models.*



The Connaumatic® technology makes setting up simplicity itself.



Legendary attention to detail...



Challenger

Budget four-berth camper

This years model has been redesigned with a traditional Marine Blue and Metallic Grey exterior. This is further complimented by the welcoming blue and beige interior complete with pear finish woodgrain.

The two plus two design of this camper enables the left-hand seat to be converted into a second double bed when required.

This lightweight compact trailer which includes mains electrics, battery locker and caravan style kitchen unit combines quality with practicality at an affordable price.





Countryman

Versatile four-berth camper

The ever popular combination of Green and Cream exterior and co-ordinated interior offers an ideal combination of style, comfort and value for money.

Gas-strut technology has been introduced to assist with the operation of lift-over beds - couple this with a contemporary interior and legendary attention to detail and we feel that we have produced a camper which is worthy of the prestige which is associated with the Conway brand name.





Contemporary styling...





Innovative design...

*Now with king-size front bed
and higher specification interior!*





Cruiser

Six-berth camper with a pedigree

The traditional combination of Marine Blue and Metallic Grey exterior fabric, provides the perfect setting for this mid-range six-berth trailer. A luxurious interior which facilitates a caravan style kitchen, mains electrics, gas hob unit, sprung mattresses and running hot-water completes the scene for the Conway Cruiser.

The refined connaumatic erection system makes this camper the envy of the competition - sliding beds with fully enclosed canvas has proved impossible to immitate.



The Connaumatic® technology makes setting up simplicity itself.



Crusader

Top of the range camping luxury

Caravan style luxury with the benefits of easy storage and towing are just some of the factors which combine to make this our most popular Folding Camper. Carefully designed Green and Cream interior and exterior fabrics contrast perfectly with the pear finish woodgrain.

Caravan style kitchen, mains electrics, gas hob unit, sprung mattresses, running hot water and separate toilet compartment are just a few of the features which are incorporated within this camper.

The newly refined connaumatic erection system is also included within the design of this top of the range Folding Camper.



The Connaumatic® technology makes setting up simplicity itself.

Inspirational



Interiors

*Now with king-size front bed
and higher specification interior!*



Conway Features Beautifully finished detailing comes as standard

Exterior

- "Smooth Line" aluminium side panels
- External gas bottle compartment complete with regulator
- "Alko" lightweight galvanised steel chassis and running gear
- Exterior access battery box with mains inlet (battery not included)
- Underslung spare wheel and tyre
- Bulkhead mounted gas regulator

Lounge/Dining Area

- Woodblock effect vinyl floor covering
- Luxury loose fit carpets (Cruiser/Crusader models only)
- Occasional table (Cruiser/Crusader models only)
- Sprung mattresses (Cruiser/Crusader models only)
- Scatter cushions (Cruiser/Crusader models only)
- Free-standing table with dedicated storage location
- Dual fuel gas and mains electric storage water heater (Crusader only)

Kitchen

- 40 litre Dometic three-way refrigerator (excluding Challenger)
- Three burner Spinflo hob unit (Cruiser/Crusader models only)
- Recessed stainless steel bowl with pillar tap (Cruiser/Crusader models only)
- Flush fitting Spinflo oven with grill (Crusader only)

Washroom (Crusader only)

- Fully fitted luxury washroom complete with drop-down hand basin
- Thetford cassette toilet with independent tank and electric flush
- Mirror
- Ventilation

Electrics


- Fully protected mains electric system with sockets
- 12v electrical system with sockets
- Interior lighting (excluding Challenger model)

left to right, top to bottom.

1. 40 litre Dometic refrigerator
2. Gas locker incorporating regulator
3. Cassette toilet (Crusader only)
4. Underslung spare wheel and carrier
5. Rear light cluster (Crusader)
6. 'Truma' water heater (Crusader only)




1



2



3



4



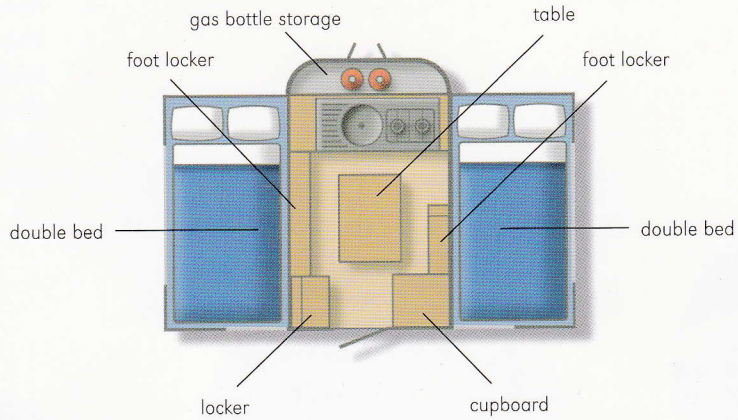
5



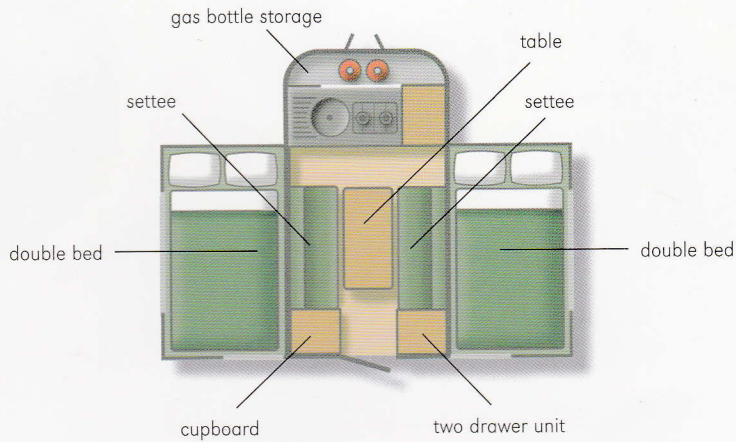
6

Conway Camper Layouts

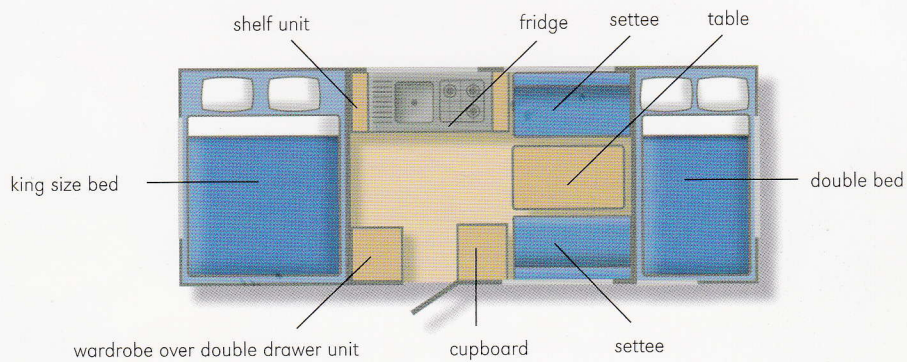
Challenger 



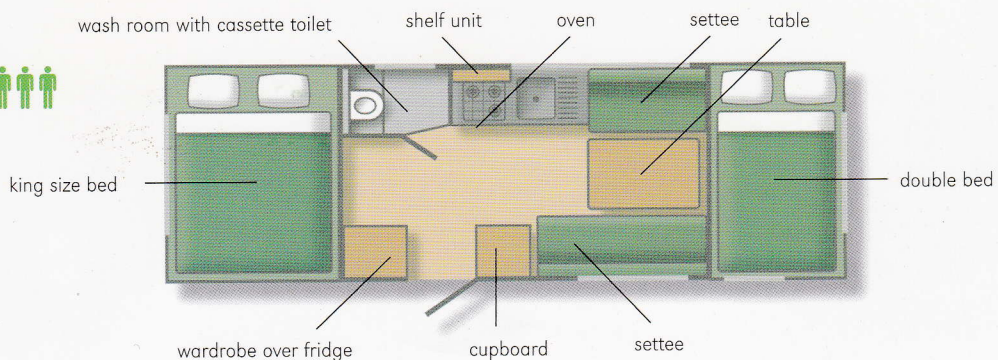
Countryman 



Cruiser 



Crusader 



Conway Accessories

Personalise your Conway experience...

Accessories top to bottom.

1. Typical Awning
2. Awning Extension
3. Bed skirts
4. Under Bed Tent
(Challenger/Countryman only)
5. Outdoor Storage Cover
6. Rear Mounted Cycle Rack




Conway Specifications

	Challenger	Countryman	Cruiser	Crusader
folded				
overall length	334cm	400cm	417cm	478cm
overall width	157cm	184cm	212cm	212cm
internal length	205cm	280cm	274cm	335cm
internal width	146cm	173cm	198cm	198cm
towing height	130cm	130cm	139cm	139cm
wheels	145x10	155x13	155x13	165x13
erected				
campsite length	334cm	400cm	535cm	600cm
campsite width	420cm	420cm	210cm	210cm
interior height	205cm	205cm	220cm	220cm
bed size 1	207x122cm	207x122cm	194x140cm	194x140cm
bed size 2	207x122cm	207x122cm	194x122cm	194x122cm
awning width	435cm	435cm	560cm	620cm
awning depth	250cm	250cm	250cm	250cm
weights				
ex-works	400kg	580kg	675kg	820kg
carrying capacity	250kg	170kg	225kg	180kg
maximum gross	650kg	750kg	900kg	1000kg
specifications				
3 way fridge	-	●	●	●
mains electric	●	●	●	●
battery box	●	●	●	●
interior lights	-	●	●	●
wardrobe	-	-	●	●
shelf unit	-	●	●	●
cassette toilet	-	-	-	●
hand basin	-	-	-	●
oven	-	-	-	●
water heater	-	-	● (mains only)	●
blown air heater	-	○	○	○
bound edge carpet	-	-	●	●
scatter cushions	○	○	●	●

key: ● standard equipment ○ optional - not available



5



6



*All the comfort of a caravan,
all the convenience of a Conway.
Happy Camping!*

Dealer Stamp



Freedom for life

Conway Leisure, Chester Street, Accrington BB5 0SD.

Tel: 01254 385991 Fax: 01254 386111 Email: sales@conwayleisure.co.uk

www.thepenninegroup.co.uk

2006

Please note: Due to the process of continuing improvement, some details contained in this brochure may change. However, the information is correct at the time of going to press.

Join the Conway Owners Club

Would you like to meet new friends, share camping experiences and generally have fun?

Why not join the Conway Owners Club. There's a quarterly newsletter, discounted insurance and lots, lots more!

Contact the Conway Owners Club, The secretary, Conway Owners Club, Keitel, Station Road, Ulceby, North

Lincolnshire DN39 6UQ Tel: 01469 589741 Internet Hotlink from the Conway site: www.thepenninegroup.co.uk