

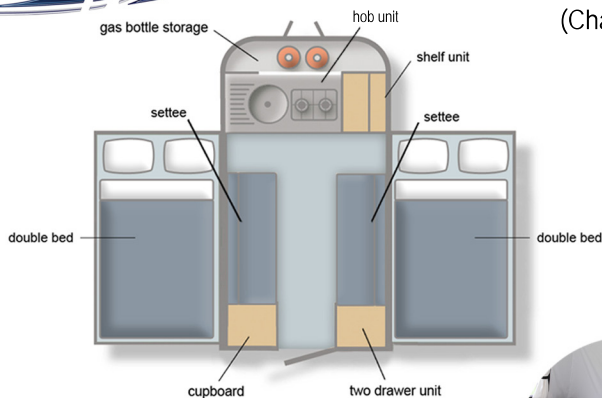
# Countryman



The new season's Conway Countryman will now benefit from the same "high-tech" and low maintenance acrylic cabin and awning as the Cruiser and Crusader Platinum models.

Internally, this unit now offers all the services, which you will require during your vacation. The luxurious kitchen and galley area now provides running hot water. This model is further complemented by an integral central heating system.

Now includes 3 Year manufacturers warranty (subject to terms and conditions) - Please ask your supplying dealer for further details!



(Charcoal / Grey)



### Folded

Overall length 400cm  
Overall width 184cm  
Internal length 280cm  
Internal width 173cm  
Towing height 130cm  
Wheels 175 x 14"

### Erected

Campsite length 400cm  
Campsite width 420cm  
Interior height 205cm  
Bed size one 207 x 122cm  
Bed size two 207 x 122cm  
Awning width 435cm  
Awning depth 250cm

### Weights

Ex-works 580kg  
Carrying Capacity 170kg  
Maximum Gross 750kg

### Specifications

#### **standard equipment**

Three way refrigerator  
Mains electric system  
Battery box  
Shelf unit  
Bound edge carpet  
Scatter cushions  
Water heater - mains only  
Space saver heater  
TV Aerial point  
Alloy wheels  
Spare wheel and carrier



The Pennine Group, Chester Street, Accrington, Lancashire BB5 0SD  
Tel: 01254 385991 Fax: 01254 386111 Email: [sales@pennine-leisure.co.uk](mailto:sales@pennine-leisure.co.uk)  
[www.thepenninegroup.co.uk](http://www.thepenninegroup.co.uk)

# Cruiser



The all new acrylic caravan concept offers several major benefits, durability, heat retention and resistance to water absorption being the main advantages.

Internally, the stylish new wraparound seat arrangement offers good use of the internal space available, within this model.

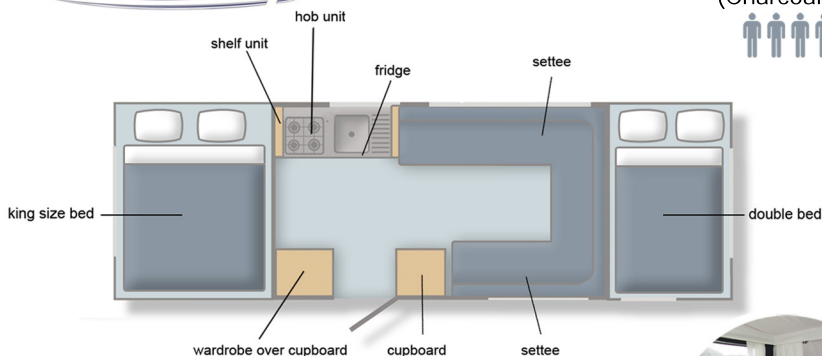
Alloy wheels and mains electric heating are now incorporated as standard.

Now includes 3 Year manufacturers warranty (subject to terms and conditions) - Please ask your supplying dealer for further details!





(Charcoal / Grey)



### Folded

Overall length 478cm  
Overall width 212cm  
Internal length 335cm  
Internal width 198cm  
Towing height 139cm  
Wheels 175 x 14"

### Erected

Campsite length 600cm  
Campsite width 210cm  
Interior height 220cm  
Bed size one 198 x 137cm  
Bed size two 198 x 122cm  
Awning width 620cm  
Awning depth 250cm

### Weights

Ex-works 800kg  
Carrying Capacity 200kg  
Maximum Gross 1000kg



### Specifications

#### *standard equipment*

Three way refrigerator  
Mains electric system  
Battery box  
Interior lights  
Wardrobe  
Shelf unit  
Bound edge carpet  
Sprung mattresses  
Scatter cushions  
Spare wheel and carrier  
TV aerial point  
Water heater - mains only  
Space saver heater  
Alloy wheels



The Pennine Group, Chester Street, Accrington, Lancashire BB5 0SD  
Tel: 01254 385991 Fax: 01254 386111 Email: [sales@pennine-leisure.co.uk](mailto:sales@pennine-leisure.co.uk)  
[www.thepenninegroup.co.uk](http://www.thepenninegroup.co.uk)



This model boasts, top of the range luxury at an affordable price, combined with easier towing, ease of use and easier storage.

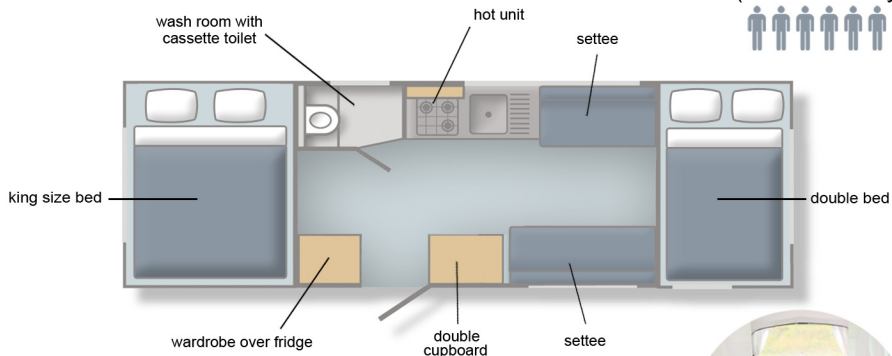
The "high-tech" all weather fabric covering will ensure that even the most inclement weather will not spoil your holiday!

The new model is further enhanced by the addition of mains central heating, alloy wheels and ALKO aks1300 stabiliser and locking device.

Now includes 3 Year manufacturers warranty (subject to terms and conditions) - Please ask your supplying dealer for further details!



(Charcoal/Grey)



### Folded


Overall length	478cm
Overall width	212cm
Internal length	335cm
Internal width	198cm
Towing height	139cm
Wheels	175 x 14"

### Erected

Campsite length	600cm
Campsite width	210cm
Interior height	220cm
Bed size one	198 x 137cm
Bed size two	198 x 122cm
Awning width	620cm
Awning depth	250cm

### Weights

Ex-works	820kg
Carrying Capacity	180kg
Maximum Gross	1000kg



### Specifications standard equipment

Three way refrigerator  
Mains electric system  
Battery box  
Interior lights  
Wardrobe  
Shelf unit  
Cassette toilet  
Hand basin  
Sprung mattresses  
Scatter cushions  
Bound edge carpet  
Spare wheel and carrier  
TV aerial point  
Water heater - mains only  
Space saver heater  
Alloy wheels  
AKS 1300 Stabiliser and lock

