


PENNINE

FOLDING CAMPERS



Excellence by Evolution



Into the 90^s with Pennine

PULLMAN

The Ultimate Folding Camper



When erected, the Pullman Camper has a spacious and comfortable interior. The two bed extensions complete with inner tents can remain made up throughout the holiday, and the sleeping bags remain in position even in transit. This eliminates the daily task of making up the beds as is necessary in most caravans—definitely a favourite with the ladies. For your comfort, the mattresses are of 3" thick foam complete with strong quilted mattress covers and the seats are 4 1/2" thick foam button upholstered in attractive patterned Velour. The seats, seat backs and the large, attractive table fold down to form a third double bed across the trailer whilst still leaving adequate space to move about and use the sink and cooker units.

The kitchen unit is elevated to a conventional working height and comprises of a polished stainless steel combination sink unit with drainer and a double burner cooker unit with simmer taps and a grill complete with grill pan. A fold-away faucet, water pump and cutlery tray are also included as standard

equipment. The kitchen unit top is split, which allows plenty of working surface for the preparation of meals. All working surfaces are clad with durable easy clean decorative laminate. All these standard facilities combine to give the Pullman a most comprehensive and useful kitchen unit. There is plenty of storage space too - 48 cu.ft. altogether, comprising of double-fronted cupboard in the kitchen unit and underseat storage.

The luxuriously appointed interior of the trailer has a fitted carpet between the seats and a practical, easy clean vinyl floor covering in the kitchen area. Attractively patterned curtains and roof lining complete a carefully coordinated and most pleasing interior decor.

The canvas is manufactured entirely from highest quality roofing weight t proofed cotton, ensuring the very best protection in all weather conditions. The canvas is attached to the trailer with Velcro to give a secure draught-proof fitting. In addition, the lower walls of the canvas have a vinyl liner to give extra protections in heavy weather conditions.

The Pennine Pullman provides the standard of luxury family accommodation, hitherto only available in a caravan, in a compact easy to tow trailer. The seating and sleeping arrangements have been designed to give the maximum of comfort whether dining or lounging and the whole of the interior has been carefully co-ordinated to give an extremely pleasing caravan style appearance. The Pennine Pullman Folding Camper has been expertly designed to combine the advantages of a caravan with the freedom and economy of life under canvas. It offers the added advantages of easy towing and storage, clear rear viewing, and the economy of motor fuel compared with caravan towing.

The Pullman can be erected in under three minutes (on concrete if need be) with no pegging out of canvas whatsoever, and giving ample off the ground sleeping for six people.



Pullman featuring Superb De Luxe Awning (optional)

All you need add is a sense of adventure

CLUBMAN



Comfort without Compromise

The Clubman is the ideal starting point for your first folding Camper. It provides genuine Pennine quality at a remarkably low price.

Manufactured to the same high standard as our more expensive models, the Clubman provides the sort of accommodation you would normally only expect to find in much more expensive campers.

Outside the colour scheme is predominantly green and stone with attractive pre-painted decor motifs on the body panels and distinctive wheel trims.

Inside, the list of standard equipment belies the Clubman's budget price tag. In the kitchen you will find a spring assisted swing down kitchen unit with split work tops, cutlery drawer and water pump. The floor is covered 50/50 with luxury cushion vinyl and carpet and the U shaped seating and bedding are manufactured with fire resistant foam filling. If you are looking for a folding camper that can accommodate you, your family and your wallet then look no further.



Clubman featuring full Awning (optional)

AZTEC




The Aztec provides exceptional value for money for the Camper who requires a small trailer for towing but needs all the essential features of a larger luxury camper when the unit is erected.

This fast erecting non-pegging Camper comes complete with, spring assisted swing down cooker unit with stainless steel bowl and drainer, together with double burner and grill, and hydraulically operated overrun brakes, gas bottle box, spare wheel and carrier.

With rust and beige canvas the Aztec is a highly attractive camper giving surprisingly spacious accommodation with the option of an underbed tent and zip-on sun canopy or full awning to complete the outfit.

On the road a co-ordinated burgundy transit cover complements the whole unit.

The Aztec can easily be stowed on its side by using the optional wheeled side storage brackets.

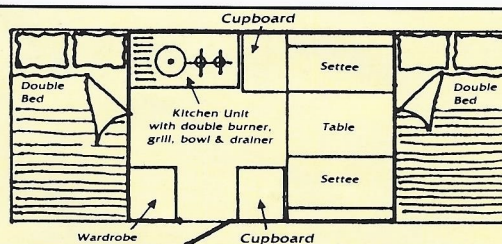


SPECIFICATIONS & PLANS

PULLMAN

6 BERTH

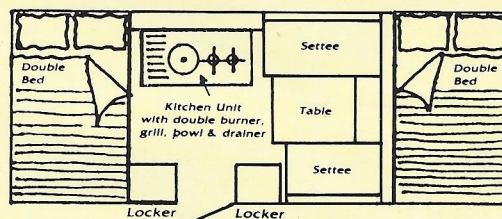
Overall Length (Closed)	3.99m/13'-1"
Overall Width	2.00m/6'-6"
Trailer Height	1.25m/4'-1"
Internal Length	2.53m/8'-3 1/2"
Ex. Works Weight	457kg/9.0cwt
Max. Gross Weight	700kg/13.75cwt
Hitch Weight	29kg/64lbs
Tyre Size	155SR x 13
Beds Size	1.88m x 1.20m/74"x47"



CLUBMAN

6 BERTH

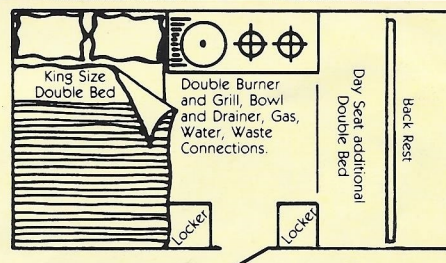
Overall Length (Closed)	3.99m/13'-1"
Overall Width	2.00m/6'-6"
Trailer Height	1.04m/3'-5"
Internal Length	2.53m/8'-3 1/2"
Ex. Works Weight	420kg/8.25cwt
Max. Gross Weight	700kg/13.75cwt
Hitch Weight	27kg/60lbs
Tyre Size	155SR x 13
Beds Size	1.88m x 1.20m/74"x47"



AZTEC



2/4 BERTH

Overall Length (Closed)	2.87m/9'-5"
Overall Width A/c Arches	1.73m/5'-8"
Trailer Height	1.14m/3'-9"
Internal Width	1.36m/4'-5"
Internal Length	2.00m/6'-8"
Ex. Works Weight	300kg/5.9cwt
Max. Gross Weight	450kg/8.85cwt
Hitch Weight	26kg/58lbs
Tyre Size	145SR x 10
Beds Size	1.88m x 1.30m/74"x51"




Optional extras


- Riviera De Luxe Under Floor Heater**
6800 Btu capacity. Piezoelectric ignition, flame failure device and variable control. A practical, efficient and safe heating system which enables you to camp in comfort whatever the climate.
- Awning Extension** (All models)
makes an ideal washroom/toilet or even an extra bedroom.
- A Zip on Sun Canopy** can be added to any of the range of Pennine Campers.
- Zip on Underbed Skirt**
may be fitted round the underside of the beds, providing extra storage when on site.



SPECIFICATIONS



- 1 Gas Bottle Box *All models*
- 2 Spare wheel and carrier *All models*
- 3 Electrolux fridge with 3 way operation (*Pullman*)
- 4 Spring assisted swing down cooker unit (*Aztec, Clubman*)



Guarantee

To mark our confidence in your choice of a Pennine Folding Camper. It is guaranteed for a period of ONE YEAR from the date of purchase or hire purchase, against any fault arising from a manufacturing defect. Any defective part will be repaired or exchanged.

The illustrations and descriptions given in this brochure are intended as a general guide only. The company reserves the right to make, at any moment and without notice, any change in the specification of any camper or equipment supplied with it.

Dealer's Stamp

Specification	Pullman	Clubman	Aztec
RM212 3 way Refrigerator	●	—	—
Attractive Wheel Trims	●	●	—
12s Ancillary plug & lead	●	—	—
Free standing dining table	●	●	●
Kitchen unit with double burner & grill	●	●	●
Cutlery Drawer	●	●	●
'Tencate' 320 gram Cotton Canvas	●	●	●
Canvas pole reinforcers on walls & roof	●	●	●
3 in 1 ventilation/rainshield window	●	●	●
Nylon coated cabin framework	●	●	●
Fire retardant foam seating/mattress	●	●	●
Flame stitch design upholstery	—	●	●
Velour upholstery	●	—	—
'U' shaped seating	—	●	—
Panelled cupboard doors	●	—	—
Wardrobe with mirror	●	—	—
12 volt interior light	●	—	—
Submersible water pump	●	—	—
Tiptoe Water Pump	—	●	●
Spring assisted swing down cooker unit	—	●	●
Gas Bottle Box	●	●	●
Overrun hydraulically operated brakes	●	●	●
Spare Wheel & Tyre	●	●	●
Spare Wheel Carrier	●	●	●
Fully Galvanised AL-KO Chassis	●	●	●
Heavy Duty Jockey Wheel	●	●	●
Cushioned Vinyl flooring	—	—	●
Cushioned Viny/Carpet flooring	●	●	—
Foldaway Wet Pack	●	●	●
Privacy Curtains	●	●	●
Fully enclosed inner tents	●	●	●
Full roof liner	●	●	●

● Standard equipment — Not available

PENNINE LEISURE

PRODUCTS LTD
CHESTER STREET
ACCRINGTON
LANCS. BB5 0SD
Tel. (0254) 385991

www.foldingcampers.net