


Pennine Leisure Folding Campers



Your passport to freedom

www.foldingcampers.net



Pennine Leisure

Index

Apollo

4



4 berth compact camper providing exceptional value.

Fiesta

6



4 berth compact design available in two configurations.

Sterling

8



6 berth with an excellent range of standard equipment.

Sovereign

10



6 berth design with extensive range of standard equipment including cassette toilet.

Pullman

12



6 berth design offering top level luxury and comfort.

Pathfinder

14



6 berth top specification trailer camper.

Optional Extras

16

A selection of optional extras are shown on the back page.

Setting the standards

Welcome to our exciting new Pennine Leisure brochure. You'll find it packed full of interesting new developments in folding trailer camping - with a range of models to suit every budget.

At Pennine, we have been producing the finest Folding Campers for almost 25 years. Our commitment to quality and innovation of design has earned us the distinction of being market leader in the development of the Folding Camper in Europe. This drive for excellence and attention to detail can be seen throughout our full range of campers which we're proud to feature in our brochure.

We are confident that choosing a Pennine product will guarantee you many years of happy holiday moments. So take advantage of folding camper excellence from the market leaders...
PENNINE LEISURE.



Erecting... it's as easy as 1... 2... 3...



1 Wind down corner steadies, roll-up transit cover and store on top of front moulding. Swing out first bed.

2 Swing out second bed.

3 Secure canvas side walls to camper body. Your camper is now ready to use.

Introducing the new Penn-Matic power assisted opening system


Pennine's unrivalled experience in the design and development of folding campers has led to the introduction of the revolutionary Penn-Matic system. This innovation allows the camper to be opened and closed with the very minimum of effort. The application of proven gas strut technology to the opening and closing of the camper beds is a major advance in the development of our range of folding campers.



Available on Pathfinder & Pullman models only.

Prenox awning frame

Another innovation from Pennine is the introduction of the Prenox steel tube awning frame with internal and external galvanised treatment. Every Pennine awning frame is now made with this high-strength tubing. The external zinc coating is some 50% thicker than traditional surfaces, guaranteeing extra long life. The layer of lacquer on the surface gives a wear resistant finish.



FOLDED

	Apollo	Fiesta 4 & 2+2	Sterling 510 SE	Sovereign 545/TC	Pullman 535 SE	Pathfinder 600 TC	Pathfinder De-luxe
Overall Length	337 cm	400 cm	409 cm	427 cm	417 cm	478 cm	478 cm
Overall Width	184 cm	184 cm	207 cm	207 cm	212 cm	212 cm	212 cm
Internal Length	219 cm	280 cm	267 cm	284 cm	274 cm	335 cm	335 cm
Internal Width	173 cm	173 cm	193 cm	193 cm	198 cm	198 cm	198 cm
Towing Height	120 cm	130 cm	126 cm	126 cm	139 cm	139 cm	139 cm
Wheels	155 x 13	155 x 13	155 x 13	155 x 13	155 x 13	165 x 13	165 x 13

ERECTED

Campsite Length	337 cm	400 cm	510 cm	545 cm	535 cm	600 cm	600 cm
Campsite Width	420 cm	420 cm	205 cm	205 cm	210 cm	210 cm	210 cm
Interior Height	205 cm	205 cm	220 cm	220 cm	220 cm	220 cm	220 cm
Bed Size 1	207 x 122 cm	207 x 122 cm	193 x 122 cm	193 x 137 cm	198 x 137 cm	198 x 137 cm	198 x 137 cm
Bed Size 2	207 x 122 cm	207 x 122 cm	193 x 122 cm	193 x 122 cm	198 x 122 cm	198 x 122 cm	198 x 122 cm
Awning Width	435 cm	435 cm	530 cm	560 cm	560 cm	620 cm	620 cm
Awning Depth	250 cm	250 cm	250 cm	250 cm	250 cm	250 cm	250 cm

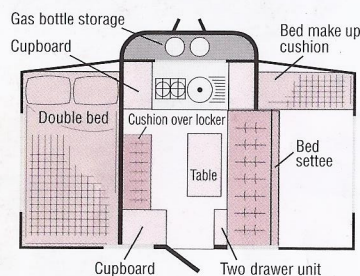
WEIGHTS

Ex-Works	490 kg	580 kg	640 kg	660 kg	675 kg	795 kg	820 kg
Carrying Capacity	210 kg	170 kg	260 kg	275 kg	260 kg	250 kg	225 kg
Maximum Gross	700 kg	750 kg	900 kg	935 kg	935 kg	1045 kg	1045 kg

ACCESSORIES

3 Way Fridge	NA	ST	ST	ST	ST	ST	ST
Mains Electric	O	O	O	ST	ST	ST	ST
Battery Box	O	O	O	O	ST	ST	ST
Interior Lights	NA	ST	ST	ST	ST	ST	ST
Wardrobe	NA	NA	ST	ST	ST	ST	ST
Shelf Unit	O	ST	O	ST	ST	ST	ST
Cassette Toilet	NA	NA	NA	ST	NA	ST	ST
Tip-up Hand Basin	NA	NA	NA	NA	NA	ST	ST
Water Heater	NA	NA	NA	NA	NA	O	ST
Oven	NA	NA	NA	NA	NA	O	ST

ST = Standard equipment O = Optional NA = Not available



The APOLLO is the most compact of the Pennine folding campers yet offers superb accommodation with real versatility. It combines the maximum interior floor space and cupboard storage within a very compact easy-to-tow trailer.

The camper can easily sleep 4 people by converting the bed-settee into a double bed. The features include a one-piece vinyl floor, door mat and optional whipped-edge carpet. Interior fabrics are tastefully co-ordinated and complement the maple wood grain furniture.

The compact camper that combines stylish good looks with the features & versatility of a larger camper

The stainless steel combination sink includes a drainer together with double burners and grill positioned at normal domestic kitchen height. Underneath is a useful shelf and kitchen cupboard.

Storage space is further enhanced by two lockers with a cupboard and double drawer unit

on either side of the door entrance.

The versatile optional awning offers increased living area and zip-on underbed skirts are available to provide extra space when the occasion demands.



Apollo

Features

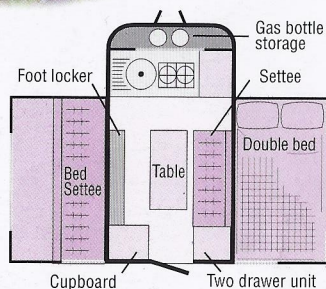
5

- AL-KO galvanised chassis
- Auto-reverse brakes
- Wind down corner steadies
- 155 x 13 radial tyres
- Spare wheel and carrier
- Large integral gas bottle housing
- Front grab handles
- Non pegging
- Stainless Steel combination unit with 2 burners & grill
- 'Penn-Vent' systems to both bedroom and kitchen windows
- 'Dry-Pack' mattress protection
- Fully enclosed inner tents
- Roof lining
- 12 volt submersible water pump
- 'Ten-Cate' twin fold Premier 100% cotton canvas
- Wheel trims
- In-situ trailer cover storage
- Removable mat and mat-well
- Privacy curtains
- Fire extinguisher and housing
- Table
- 2 - 12 volt sockets

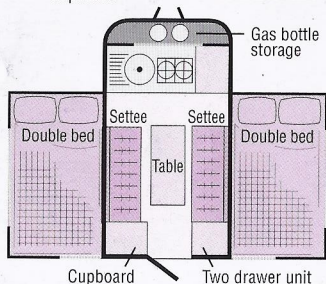


Pennine Leisure

2+2 layout



4 berth



The FIESTA was designed with the small family in mind and has evolved into a most versatile and attractive compact camper. It is available in a standard 4 berth layout or a 2+2 for the family who prefer to have extra floor space inside the camper.

The roomy interior is comfortable for both living and dining, and the twin drawer unit and large cupboards provide plenty of storage space.

A three-way refrigerator is fitted as standard together with a caravan style kitchen unit incorporating double burner and grill, with stainless

steel bowl and drainer.

The interior 12 volt sockets, fire extinguisher and shelf with light are also fitted as standard equipment. Maple wood grain furniture and

vinyl floor are complemented by the carefully chosen upholstery and curtain fabrics. A whipped-edge carpet is available as an

optional floor covering. The FIESTA offers comfortable off-the-floor camping with flexible sleeping arrangements, all combined in a superbly equipped easy-to-tow trailer, that can easily be stored in any garage.

**Attractive, compact camper
available in 4 berth or 2+2 layout.
Flexible layout at no extra cost**



Fiesta

Features

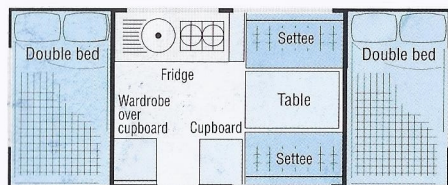

7

- AL-KO galvanised chassis
- Auto reverse brakes
- Wind down corner steadies
- Spare wheel and carrier
- Large integral gas bottle housing
- Front grab handles
- Non pegging
- Easy lift cooker unit
- Two 12 volt sockets
- Table
- 'Penn-Vent' system to both bedroom and kitchen windows
- 'Dry-Pack' mattress and seat protection
- Fully enclosed inner tents
- Roof lining
- 'Ten-Cate' twin fold Premier 100% cotton canvas
- Full size cutlery drawer
- Wheel trims
- 12 volt submersible water pump
- RM4200 Electrolux 3 way refrigerator
- Fire extinguisher & housing
- In-situ trailer cover storage
- Removable mat and mat-well
- Privacy curtains



Pennine Leisure

Spacious six berth camper **Sterling**



The STERLING six berth camper conveys quality and value and provides Pennine expertise and know-how at a remarkably low price.

The interior is both spacious and at the same time luxurious and is ideal for the larger growing family.

It can comfortably sleep up to six people by converting the two settees into a double bed.

The specification is no less generous too. The floor area is half carpet, half vinyl with an optional whipped-edge carpet available

Spacious six berth camper with a list of standard equipment that belies its budget price

for the kitchen area. A modern caravan-style kitchen unit is provided incorporating a double burner, grill, stainless steel bowl and drainer. The generous cupboards - in attractive maple wood

grain finish provides lots of storage space for all your holiday items alongside the neat and

compact dinette seating area.

The STERLING is a folding camper that will accommodate both your family and your pocket.



510 SE

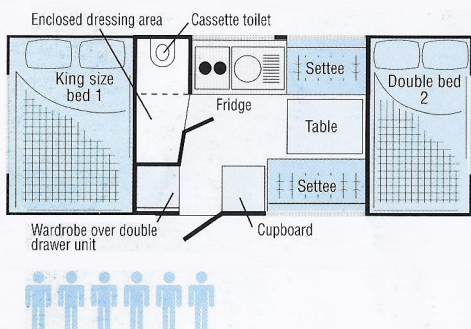
Features

9

- Taper-line AL-KO galvanised chassis
- Auto reverse brakes
- Wind down corner steadies
- Spare wheel and carrier
- Large integral gas bottle housing
- Non pegging
- Roll up canvas front
- 'Penn-Vent' system to both bedroom and kitchen windows
- 'Dry-Pack' mattress and seat protection
- Fully enclosed inner tents
- Roof lining
- Electrolux 3 way refrigerator
- 'Ten-Cate' twin fold Premier 100% cotton canvas
- Wheel trims
- 12 volt submersible water pump
- In-situ trailer cover storage
- Removable mat and mat-well
- Privacy curtains
- Stylish body mouldings with front and rear grab handles
- Table
- Generous dinette seating
- Fire extinguisher & housing



Pennine Leisure



The six berth SOVEREIGN is a new folding camper which reflects the needs of modern family camping in the 21st century. This new model demonstrates Pennine's unrivalled expertise in the design and development of folding campers, and is an innovative and creative addition to their comprehensive range.

The SOVEREIGN has a superb array of facilities including a cassette toilet, refrigerator, mains electrics and a shelf unit as standard equipment. The floor area is carpeted between the seats and has an attractive vinyl floor covering over the remainder of the cabin, plus door mat and mat-well.

There is also an optional whipped-edge carpet available for the kitchen area.

Comprehensively equipped six berth with cassette toilet - at a budget price

A modern caravan-style kitchen unit is included incorporating a double burner, grill, stainless steel bowl and drainer. There is a wardrobe and a double drawer unit in the enclosed dressing area next to the king size double bed. Generous cupboards in attractive

maple woodgrain and spacious seat locker provide ample storage space. The interior decor has been carefully chosen

with co-ordinating curtain and furnishing fabrics to give a light and airy feel.

The SOVEREIGN not only represents excellent value-for-money but also provides an amazing range of equipment within the space of a modestly proportioned camper.



545TC

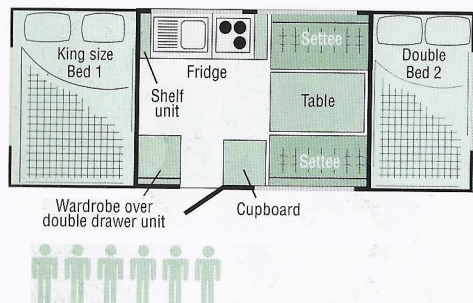
Features

11

- Enclosed dressing area with cassette toilet, wardrobe and drawers
- Electrolux 3 way refrigerator
- Taper-line AL-KO galvanised chassis
- Auto reverse brakes
- Wind down corner steadies
- Spare wheel and carrier
- Large integral gas bottle housing
- Non pegging
- Roll up canvas front
- 'Penn-Vent' system to both bedroom and kitchen windows
- 'Dry-Pack' mattress and seat protection
- Fully enclosed inner tents
- Roof lining
- 'Ten-Cate' twin fold Premier 100% cotton canvas
- Wheel trims
- 12 volt submersible water pump
- In-situ trailer cover storage
- Removable mat and mat-well
- Privacy curtains
- Stylish body mouldings with front and rear grab handles
- Table
- Fire extinguisher and housing



Pennine Leisure



The six berth PULLMAN has the longest pedigree of any folding camper and has been in continuous production since 1981. It has evolved into a superbly equipped unit with most of the essential features of a caravan. The new PULLMAN benefits from the introduction of the Penn-matic system which make the erection of the camper almost effortless and the addition of luxurious fully-sprung mattresses make the interior even more comfortable. The comprehensive range of standard equipment include mains electrics, external battery box, refrigerator, drop-leaf occasional table, shelf unit and a fully-carpeted floor area.

Luxurious six berth camper with a comprehensive range of standard equipment

The interior decor has been carefully co-ordinated to give a pleasing caravan-style appearance with attractive furnishings and fittings. The kitchen unit incorporates a three-burner green enamelled hob and grill with toughened glass lid and a large enamelled sink and drainer. The profiled edge laminated work surfaces combine beautifully with the elder wood-grain furniture to give a most pleasing overall appearance. A spacious wardrobe with light and mirror, two drawer storage unit and ample cupboard space combine to put the PULLMAN in a class of its own.



535 SE


Features

13

- Taper-line AL-KO galvanised chassis
- Auto reverse brakes
- Wind down corner steadies
- Spare wheel and carrier
- Large integral gas bottle housing
- Non pegging
- Roll up canvas front
- 'Penn-Vent' system to both bedroom and kitchen windows
- 'Dry-Pack' mattress and seat protection
- Fully enclosed inner tents
- Roof lining
- 'Ten-Cate' twin fold Premier 100% cotton canvas
- Fully carpeted
- Wheel trims
- Electrolux 3 way refrigerator
- 12 volt submersible water pump
- In-situ trailer cover storage
- Removable mat and mat-well
- Privacy curtains
- Stylish body mouldings with front and rear grab handles
- Table
- Generous dinette seating
- Fully sprung mattresses
- Fire extinguisher and housing



Pennine Leisure



The new six berth PATHFINDER incorporating the easy-to-operate Penn-matic system is the ultimate in folding camper design. The PATHFINDER De-luxe with its well-equipped washroom incorporating electric flush cassette toilet and vanity unit with tip-up hand basin, has closed the gap between the facilities of a caravan and those of the folding camper.

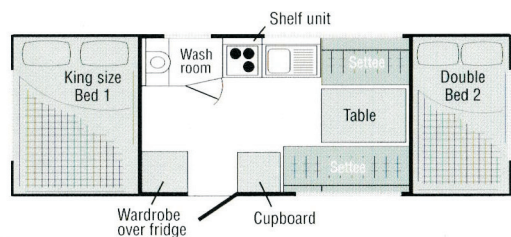
The impressive interior layout and comprehensive range of equipment has been further enhanced with the addition of two luxurious fully-sprung mattresses and a larger drop-leaf occasional table.

The co-ordinating furnishing fabrics and caravan style layout have been carefully designed to provide ample living space for

6 people. The three-burner enamelled hob and grill with toughened glass lid together with large sink and drainer are identical to those found in many caravans. The generous specification is further enhanced by the addition of a colour-co-ordinated oven, and a water heater which can be operated on either gas or mains electricity.

The new PATHFINDER De-luxe is undoubtedly the most comprehensively-equipped folding camper available today. Other standard equipment includes wardrobe, shelf unit, 4 interior lights, fully-carpeted floor area, fire extinguisher and two large mirrors.

With this superb specification, the PATHFINDER De-luxe is leading the evolution of the folding camper into the 21st century.



Once in a while something comes along that changes the way you look at camping



De-luxe

Feature

15

- Taper-line AL-KO galvanised chassis
- Auto-reverse brakes
- Wind down corner steadies
- Spare wheel and carrier
- Caravan-style external door
- Large integral gas bottle housing
- Front and rear grab handles
- Non-pegging
- Flame failure device on hob and grill
- Zip out removable canvas front
- Large free standing table
- 'Penn-Vent' windows all round
- Enclosed washroom with electric flush cassette toilet
- Vanity unit with tip-up hand basin and light
- Large wardrobe with mirror and light
- Electrolux 3 way refrigerator
- 'Dry-Pack' mattress and seat protection
- Fully enclosed inner tents
- Privacy curtains
- Roof lining
- 'Ten-Cate' twin fold Premier 100% cotton canvas
- Fully carpeted
- Fully sprung mattresses
- Fire extinguisher and housing



Pennine Leisure