

Practical
Caravan
TOURER
OF THE YEAR
AWARDS
2014
IN ASSOCIATION WITH
Whale

Winner
Awnings

SunnCamp
Air-volution
Ultima Air 390



SunnCamp
2014 Range



Air
Volution →
INFLATABLE AWNINGS



Air
Volution →
INFLATABLE
MOTORHOME AWNINGS



Air
Volution →
INFLATABLE TENTS

PORCH AWNINGS →
MOTORHOME AWNINGS
FULL AWNINGS



TENTS & UTILITY TENTS →

TRAILER
TENTS



2014

SunnCamp

We are as committed as ever going forward to our customers' requirements and as you will see from our 2014 range of products.....
We have been busy!

After 30 years of class leading innovation and design we still believe that the great outdoor adventure should be affordable for everyone to pursue and enjoy.

We consider it our mission to offer high quality products at competitive prices and believe our price-quality ratio is unrivalled.



We are very proud to be the Winner of the much acclaimed award from **Practical Caravan Magazine: Tourer of the Year Awards 2014 : Winner Awnings.**



See Page 7 for Full Details.

Index

Introduction	Page 2
Index	Page 2
Defences against the elements	Page 3
Attention to detail	Page 4
Air Volution	Page 5
Air Volution Inflatable Awnings	Page 6 – 8
Air Volution Inflatable Motorhome Awnings	Page 9 – 10
Air Volution Inflatable Tents	Page 11 – 13
Porch Awnings	Page 14 – 18
Full Awnings	Page 19
Motorhome Awnings	Page 20 – 22
Tents	Page 23 – 27
Tent Extensions	Page 24, 28
Utility Tents and Windjammers	Page 29
Trailer Tents	Page 30 - 31

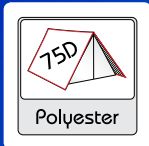
Register Your Product Online

After buying your SunnCamp product, please take the time to register your details on line by going to www.sunncamp.co.uk and visiting our section 'REGISTER YOUR PRODUCT ON LINE'

SunnCamp's Defences Against the Elements


MAXIMUM PROTECTION

See individual entry for details



75D Polyester Flysheet

A quality fabric providing a standard level of protection from all weather conditions and ultra violet light. Fabric also complies with latest British Standard Flame Retardant Regulations.



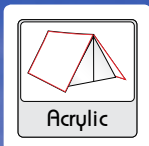
150D Oxford Flysheet

A high quality extra strong fabric (twice as thick as most flysheets) providing improved protection from the weather and UV light. Fabric also complies with latest British Standard Flame Retardant Regulations.



150D Ripstop Oxford Flysheet

A high quality extra strong fabric (which is twice as thick as most flysheets) woven using a special reinforcing technique where reinforcement threads are woven at regular intervals in a crosshatch pattern making this fabric resistant to tearing and ripping as well as offering increased protection from the weather and UV light. Fabric also complies with latest British Standard Flame Retardant Regulations.



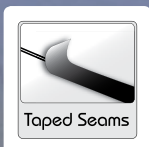
Acrylic Flysheet

A heavy duty hard wearing 280gm/m² polyester fabric with an acrylic coating.



Hydrostatic Head

Indicates the level of waterproof coating applied to our fabric to ensure your tent or awning is waterproof. The British Standard for fabric to be classified as Waterproof is 1500mm.



Taped Seams

Seams have been heat sealed with a polyurethane tape to give extra waterproof protection.



Cotton Breathable Flysheet

Cotton fabric naturally breathes so is less prone to condensation than modern fabrics and is the best fabric for keeping you cool on hot days and warm during cold nights.

Attention to Detail – Ultimate Comfort, Enjoyment and Peace of Mind

Materials used for manufacture comply with latest British Standard Regulations for Tents and Awnings

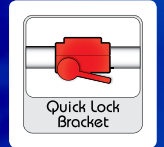


Heavy Duty Zips

Heavy duty SunnCamp zips are used throughout our range of products.

Quick Lock Brackets

Our Quick Lock Brackets make pole adjustment quick and effortless and are used on many of our products. Simply release the locking lever and adjust the pole to the correct height and lock the lever downwards.





Airflow Doorway

A separate ventilated mesh panel incorporated behind a door panel. This can be rolled back or zipped in place to aid airflow and reduce condensation whilst keeping bugs out. See introduction page for product category to check if included.

Cable Entry Point and Tidy System

A zipped entrance allowing a mains lead to run safely into your tent. The cable tidy system which consists of velcro fastening points allows the cable from a mains powered light to be stored safely. Included in all SunnCamp tents.



Daylight Panel

Where necessary products have been designed with a Daylight Panel (light colour fabric over the living area) enhancing light access.

Storm Buckles and Storm Straps

Storm buckles and storm straps are provided as standard on all Air Volution products. Storm Buckles are provided with some larger porch awnings and are compatible with SunnCamp's Awning Tie Down Set (Code DT0051)



Hi Visibility Guylines

High visibility SunnCamp guylines are used throughout our range of products. Guylines are pre-attached for convenience.

Draught Skirt

PVC draught skirts are included as standard with all Porch Awnings. (not included on Swift Canopy)

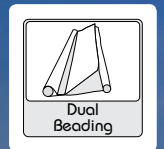


Sewn in Groundsheet

SunnCamp tents and some motor annexes come with a sewn in groundsheet system offering protection from insects, dust, the elements etc.

Dual Beading

Our Strand range of Porch and Motor Awnings are supplied with two diameter beading for awning channel or wind out canopies.



Rear Weather Pads and Poles

SunnCamp porch awnings come as standard with Rear Weather Pads (not included on Swift Canopy). Rear Weather Pad Poles come as standard with most 2014 awnings and can be bought as an optional extra where they do not. Check catalogue entry for details.

Colour Coded Poles and Sleeves

Where a product has different length poles, to aid set up, our poles and sleeves are colour coded.





Air volution

POLE FREE INFLATABLE PITCHING



SunnCamp's Inflatable System for Awnings and Tents that provides effortless comfort and quality.....

In place of conventional poles, SunnCamp's Air Volution products are pre-fitted with durable air tubes. An Air Volution Inflator Pump is provided as standard with all Air Volution Tents and Awnings. By simply attaching the Inflator Pump to the air tubes and with a few pumps to the correct pressure (5psi) your awning or tent is ready for use.

Air Volution Advantages

- Quick, simple and effortless pitching and take down
- Robust maintenance free inflatable tubes replace conventional poles
- Products can easily be erected by one person
- In the event of accidents or in the event replacement parts are required due to wear and tear, Air Volution components such as tubes and valves can be easily replaced
- Free Air Volution Inflator Pump included with all Tents and Awnings

Inflatable Awnings

**Air
Volution**



Height Range:	235-250cm
Flysheet:	Flame retardant to British Standard
Waterproofing:	5000mm H/H – for maximum protection
Seams:	Heat sealed – for maximum protection
Zips:	Heavy duty SunnCamp zips with zip covers
Airflow doorway:	Secondary mesh for ventilation and to prevent bugs (except Rotonde 350 Air/Ultima Air Plus Annexe)
Storm mate buckles & straps:	Hi visibility - included
Guylines:	Hi visibility - included
PVC draught skirt:	Included - to stop draughts from under the caravan
Weather seal pads:	Included - seal to caravan
Pump:	Included – Air Volution Inflator Pump with gauge and safety dump valve
Dual beading:	(Strand 270 air only) - supplied with two diameter beading
Mud Wall:	Weathershield peg-able external mud wall on all models
Emergency Repair Patch:	Included for emergency repair to punctures

Complement your awning with our range of optional extras:-

- Air storm bar kit (Ultima Air 390 Plus/280 Plus and Strand 270 Air only)
- Wheel arch cover
- Breathable awning groundsheet
- Inflatable awning seal set
- Canopy pole set
- Pop up inner tent

Spare bladders and valves are available to purchase from your SunnCamp stockist.

Air Volution Inflator Pump

Rear Weather Poles

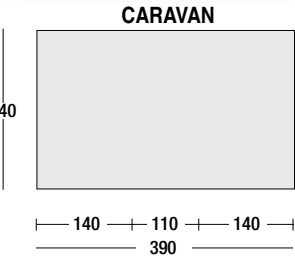
Included free with your Air Volution Inflatable Awning



Ultima Air 390 Plus

**Air
volution**

Practical Caravan
TOURER OF THE YEAR AWARDS 2014
in association with **Whale**
Winner Awnings
SunnCamp
Air-volution
Ultima Air 390



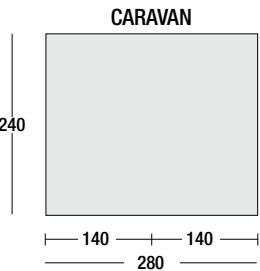
Both our 280 Plus and 390 Plus models have ample ventilation and removable side panels with door options. The removable side panels allow our optional air annexe to fit either side. Incorporating roll up front panel (s) (280 model x 1/ 390 model x 2) with canopy option when utilized with our optional canopy pole set.

Free Pump Included

Free Rear Weather Poles

Free Storm Mate Buckles & Straps

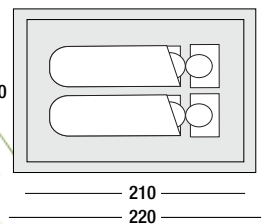
Ultima Air 280 Plus



Model shown with optional canopy pole set

SunnCamp – leaders in innovation offering the FIRST inflatable awning annexe available on the market which fits either side of our Ultima Air Plus awnings.

Ultima Air Plus Annexe



Free Inner Tent

Rotonde 350 Air

Our Rotonde 350 Air is a spacious and lightweight awning with large panoramic windows that cover the entire front of the awning. It has ample ventilation and comes with two side door options and a roll up front panel with canopy option when utilized with our optional canopy pole set.



- Free** Pump Included
- Free** Rear Weather Poles
- Free** Storm Mate Buckles & Straps

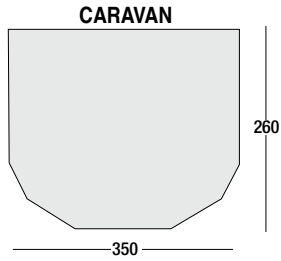
150D
Oxford Polyester

5000MM

Waterproof
Hydrostatic Head

10.5kg

28cm
70cm



Strand 270 Air

- Compatible with Strand Plus Entry Porch and Bedroom Annexe
- Dual Beading

Our Strand 270 Air has been manufactured using two diameter beading in order to be compatible with awning channel and wind out canopies. It has ample ventilation and removable side panels with door options. The removable side panels allow our optional Strand Entry Porch or Bedroom Annexe to fit either side. This model also has roll up front panels which can be used with our optional canopy pole set offering a canopy option.



- Free** Pump Included
- Free** Rear Weather Poles
- Free** Storm Mate Buckles & Straps

150D
Oxford Ripstop

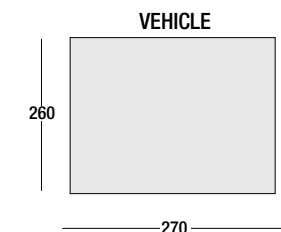
5000MM

Waterproof
Hydrostatic Head

Dual Beading

13.5kg

29cm
70cm



Inflatable Motorhome Awnings



Fits:	See individual entry
Flysheet:	Flame retardant to British Standard
Waterproofing:	5000mm H/H - for maximum protection
Seams:	Heat sealed - for maximum protection
Zips:	Heavy duty SunnCamp zips with zip covers
Storm mate buckles and straps:	Included
Guylines:	Hi visibility - included
Figure of 8 fixing:	Included
Groundsheet:	Sewn in
Pump:	Included – Air Volution Inflator Pump with gauge and safety dump valve
Emergency Repair Patch:	Included for emergency repair to punctures

Complement your motorhome awning with our range of optional extras:

Canopy pole set

Spare bladders and valves are available to purchase from your SunnCamp stockist.

Air Volution Inflator Pump

Included free with your Air Volution Inflatable Motor Awning



Rotonde Motor Air 325L / 325XL (Drive Away)

**Air
volution**

Free Pump Included

Free Storm Mate Buckles & Straps

Free Figure of 8 Fixing **8**

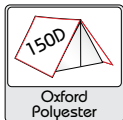
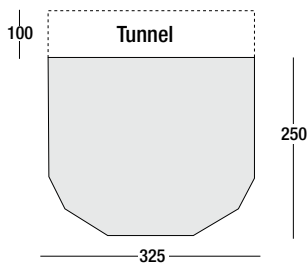


The Rotonde drive away motor annexe has come of age with its stunning panoramic design and simplicity to erect via its air filled tubes. Features include two side door options with a roll up front panel that can also be used as a canopy when used with our optional canopy pole set. Manufactured using 150D Oxford material, with a sewn in groundsheet coupled with an external mud wall makes this motor annexe durable and practical.

Rotonde Motor Air 325L

Fits Motorhomes up to 240cm

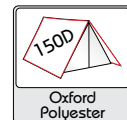
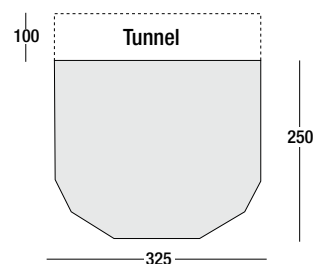
- Zipped Rear Access Panel



Rotonde Motor Air 325XL

Fits Motorhomes up to 290cm

- Zipped Rear Access Panel



Flysheet:	Flame retardant to British Standard
Pitching:	Flysheet first
Groundsheet:	Sewn in groundsheet
Waterproofing:	5000mm H/H – for maximum protection
Seams:	Heat sealed – for maximum protection
Zips:	Heavy duty SunnCamp zips with zip covers
Airflow doorway:	Secondary mesh for ventilation and to prevent bugs
Guylines:	Hi visibility – included
Cable entry point and tidy system:	Included
Pump:	Included – Air Volution inflator pump with gauge and safety dump valve
Emergency Repair Patch:	Included for emergency repair to punctures

Complement your tent with our range of optional extras:-

- Air storm bar kit
- Footprint groundsheet
- Made to measure carpet
- Canopy pole set

Spare bladders and valves are available to purchase from your SunnCamp stockist.

Air Volution Inflator Pump

Included free with your Air Volution Inflatable Tent



Sapphire 1000 Air Plus

Sleeps: 10

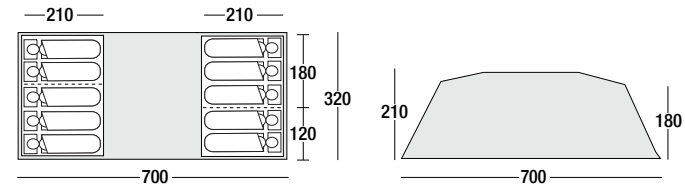


Our Sapphire 1000 Air Plus has two 5 berth bedrooms which you can convert into a 3 berth and 2 berth bedroom by using the zipped divider. Packed with features our Sapphire 1000 has a front door with secondary mesh, a rear roll up door with secondary mesh and canopy option when utilized with our optional canopy pole set, making the Sapphire 1000 the complete family holiday tent.



- Free** Pump Included
- Free** Storm Mate Buckles & Straps

- 5000mm Waterproof Hydrostatic Head
- 150D Oxford Polyester
- 31kg, 46cm x 80cm



Sapphire 500 Air Plus

Sleeps: 5

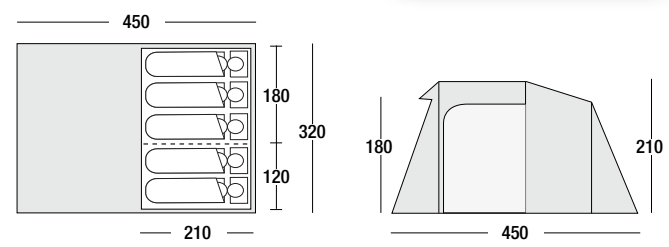


Our Sapphire 500 Air Plus has a 5 berth bedroom which you can convert into a 3 berth and 2 berth bedroom by using the zipped divider. Packed with features our Sapphire 500 has a roll up front door with secondary mesh and canopy option when utilized with our optional canopy pole set. The sapphire 500 is ideal for family holidays or as a touring tent.



- Free** Pump Included
- Free** Storm Mate Buckles & Straps

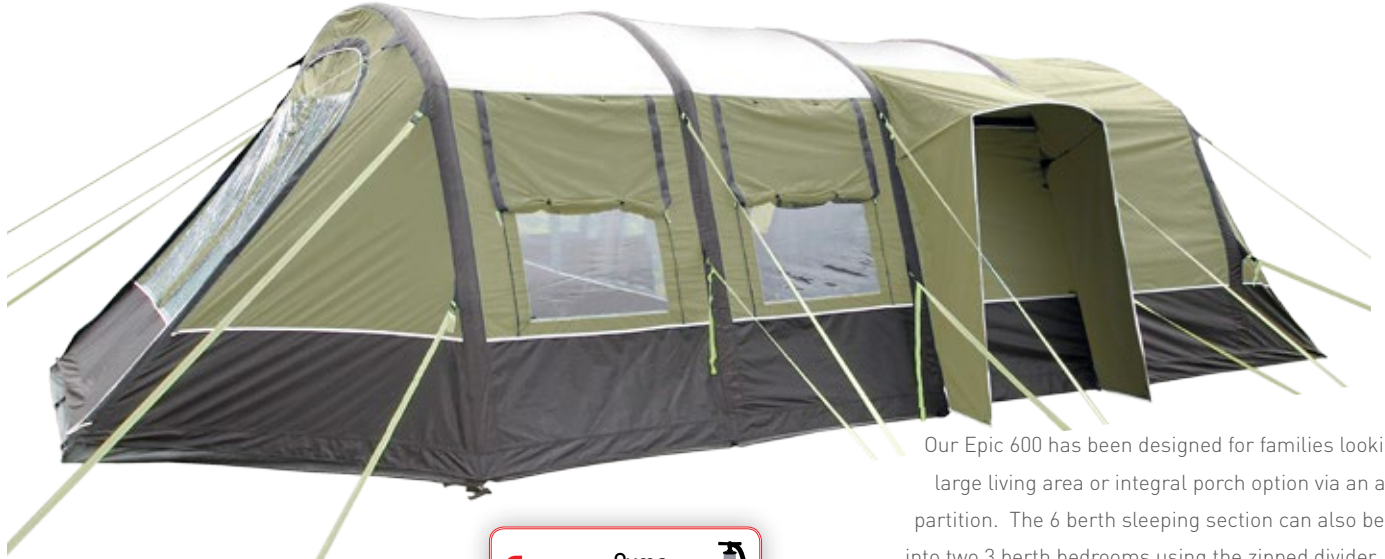
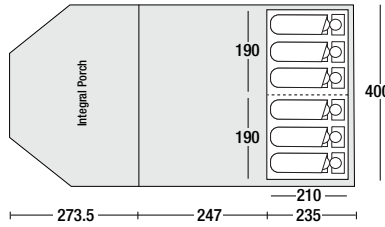
- 5000mm Waterproof Hydrostatic Head
- 150D Oxford Polyester
- 20kg, 38cm x 84cm




Epic 600 Air

Sleeps: 6

**Air
Volution**



Our Epic 600 has been designed for families looking for a large living area or integral porch option via an attached partition. The 6 berth sleeping section can also be divided into two 3 berth bedrooms using the zipped divider. Access is available with three door options i.e. one large integral porch with window, one side door with protective canopy or one side door with secondary mesh and option to create a canopy with our optional canopy pole set.



Free Pump Included

Free Storm Mate Buckles & Straps

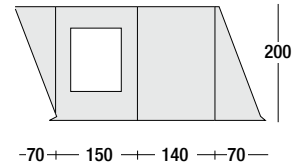
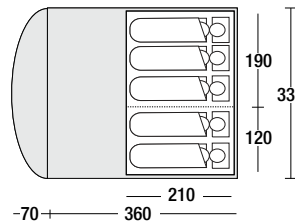
Breton 500 Air

Sleeps: 5


**Air
Volution**

Free Pump Included

Free Storm Mate Buckles & Straps



An excellent family or touring tent with a five berth bedroom which can be converted into a 3 berth and 2 berth bedroom by using the zipped divider. In addition to the front door it has a side roll up door with secondary mesh and canopy option when utilized with our optional canopy pole set.



Porch Awnings

Height Range:	235-250cm
Flysheet:	Flame retardant to British Standard
Waterproofing:	5000mm H/H – for maximum protection
Seams:	Heat sealed – for maximum protection
Zips:	Heavy duty SunnCamp zips with zip covers
Airflow doorway:	Secondary mesh for ventilation and to prevent bugs (not included in Rotonde 350 Dlx/Rotonde 300 Plus/Swift 260 Plus/Swift 220 Plus/Swift Canopy)
Storm mate buckles:	Included on some models – see separate entry
Guylines:	Hi visibility - included
PVC draught skirt:	Included – to stop draughts from under the caravan (not included with Swift Canopy)
Weather seal pads:	Included – Seal to caravan (not included with Swift Canopy)
Frame:	Steel and fibreglass
Dual beading:	Strand 390 Plus and Strand 270 only -supplied with two diameter beading
Free rear weather poles:	Included free with all models except: Ultima Aspire 390/260 Plus/Swift 260 Plus/Swift 220 Plus/Swift Canopy
Quick lock brackets:	Included (except Ultima Aspire 390/260)

Complement your awning with our range of optional extras:

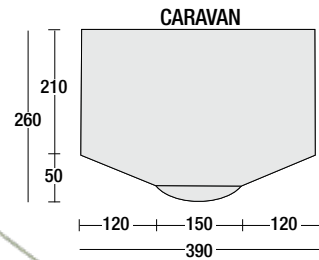
- SunnCamp awning tie down set
- Wheel arch cover
- Breathable awning groundsheet
- Inflatable awning seal set
- Canopy pole set
- Two berth inner tent (Ultima Aspire 390 Plus/260 Plus only)
- Pop up inner tent



Crown 390 Plus

Manufactured in improved fabric for 2014, offering stunning panoramic views and roof sky lights it still retains its main features including side door options and large front door with improved canopy protection.

- Includes Internal Steel Roof Bars


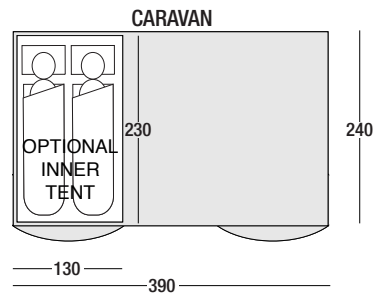


Free Rear Weather Poles

Free Storm Mate Buckles

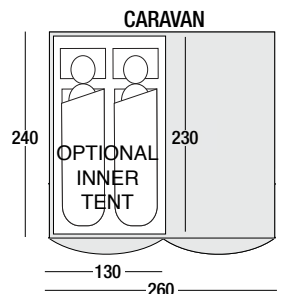
Ultima Aspire 390 Plus

- Includes Internal Steel Roof Bars



Ultima Aspire 260 Plus

- Includes Internal Steel Roof Bars

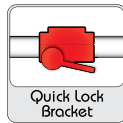
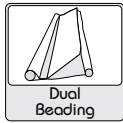
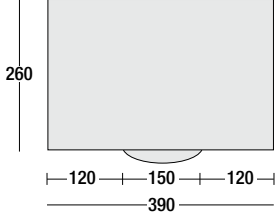


Manufactured in our new 150D Oxford fabric together with our new improved canopy style, both models have ample ventilation, two side doors and roll up front panels which can be used with our optional canopy pole set providing a canopy option.

Strand 390 Plus

- Includes Internal Steel Roof Bars
- Compatible with Strand Plus Entry Porch & Bedroom Annexe
- Dual Beading

CARAVAN



Both models have ample ventilation, removable side panels with door options and two roll up front panels which can be used with our optional canopy pole set providing a canopy option.



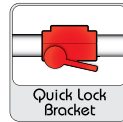
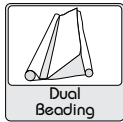
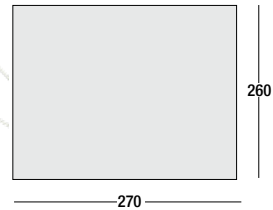
Free Rear Weather Poles

Free Storm Mate Buckles

Strand 270

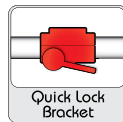
- Includes Internal Steel Roof Bars
- Compatible with Strand Plus Entry Porch & Bedroom Annexe
- Dual Beading

CARAVAN



Strand Plus Entry Porch

- Compatible with Strand 390 Plus/Strand 270/Strand 270 Air/Strand Motor 270



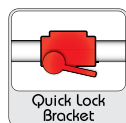
160

90

160

Strand Plus Bedroom Annexe

- Compatible with Strand 390 Plus/Strand 270/Strand 270 Air/Strand Motor 270



AWNING

140 160

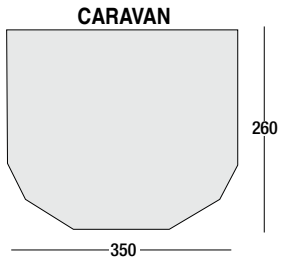
210

220

Free Inner Tent

Rotonde 350 Deluxe

- Includes Aluminium Roof Bar



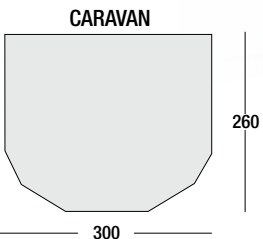
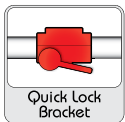
Free Rear Weather Poles

Free Storm Mate Buckles



Our Rotonde 350 Deluxe and Rotonde 300 Plus are spacious and lightweight awnings with large panoramic windows that cover the entire front of the awning. Both models have ample ventilation and incorporate two side doors and a roll up front panel that can be rolled up or used as a canopy when utilized with our optional canopy pole set.


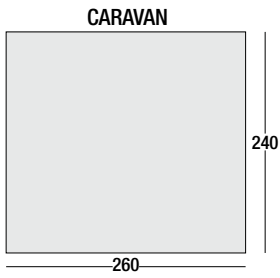
Rotonde 300 Plus



Free Rear Weather Poles

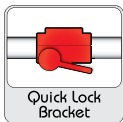
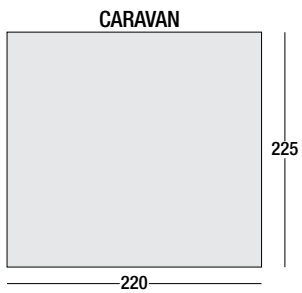


Swift 260 Plus

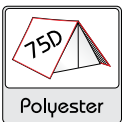


Our Swift 260 Plus and Swift 220 Plus are simple practical porches with 2 side doors and a roll up front panel with canopy option when utilized with our optional canopy pole set. Rear weather pads come as standard with these models and rear weather poles are available as an optional extra.

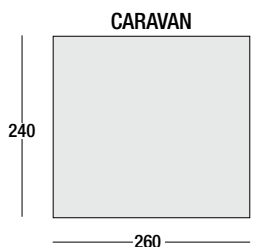
Swift 220 Plus



Swift Canopy



The perfect canopy, stylish and easy to set up, offering protection from the elements.



Full Awnings

Size Range:	4 (725cm) to 18 (1100cm) - check caravan size with your dealer
Flysheet:	Flame retardant to British Standard
Zips:	Heavy duty SunnCamp zips with zip covers
Guylines:	Hi visibility - included
PVC draught skirt:	Included - to stop draughts from under the caravan
Wheel Arch Cover:	Included
Frame	Steel as standard. Option to buy with Quick Lock Aluminium Frame



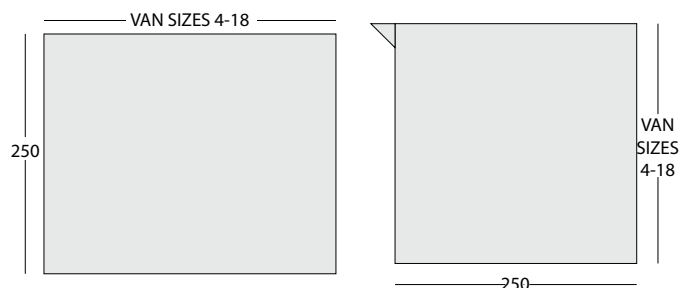
Complement your awning with our range of optional extras:-

- Aluminium frame with Quick Lock system
- Standard zip in annexe with inner tent

Mirage

Features:

- Four zip out panels with veranda option
- Four door options
- Two front windows with curtains
- Two side windows with curtains
- Easy glide curtain track
- PVC coated polyester washable base splash panel
- Zipped ventilation panel
- Quick fix pads included
- Vario pegging system



Free Quick Fix Pads



The Mirage has a host of features you would normally only expect to see in more expensive models.

The Mirage oozes class with its classic design and contemporary look.

Motorhome Awnings



Fits:	See individual entry
Flysheet:	Flame retardant to British Standard
Waterproofing:	5000mm H/H – for maximum protection
Seams:	Heat sealed – for maximum protection
Zips:	Heavy duty SunnCamp zips with zip covers
Storm mate buckles:	Included on Strand Motor 270 and Companion 350/300
Guylines:	Hi visibility - included
Frame:	Steel and fibreglass
Roof pole:	Tourer, Silhouette Motor and Strand 270 Motor only
Dual beading:	Strand 270 Motor only
Figure of 8 fixing:	Included (except on Strand Motor 270)
Groundsheet:	Included with Companion 300/350 only (Tourer and Silhouette Motor – sewn in groundsheet)

Complement your motorhome awning with our range of optional extras:-

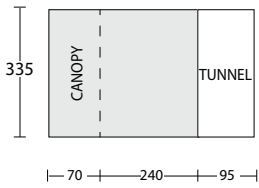
- Made to measure carpet (Tourer and Silhouette Motor only)
- Breathable footprint groundsheet (Tourer and Silhouette Motor only)
- SunnCamp awning tie down kit
- Canopy pole set (Strand Motor 270 only)
- Two berth inner tent (Tourer only)
- Pop up inner tent



Tourer (Drive Away)

- Fits Motorhomes up to 260cm
- Sleeps 2 with Optional Inner Tent
- Zipped Rear Access Panel

Free Figure of Fixing **8**




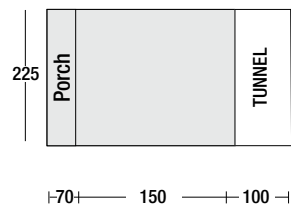
Our Tourer Motor Annexe offers fantastic value for money compared to other models with similar dimensions and specification. The large front canopy provides protection to the removable or draw-back front doorway panel and the front vented section and side window panels offer adequate ventilation throughout. Our Tourer comes with a fully sewn in groundsheet and the ability to sleep 2 people with our optional inner tent.

Silhouette Motor (Drive Away)

- Fits Motorhomes up to 240cm
- Zipped Rear Access Panel

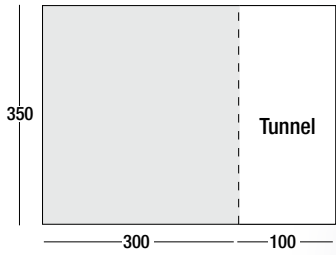
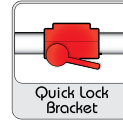
Free Figure of Fixing **8**

Our Silhouette Motor is small, compact and lightweight and ideal for people who require a straightforward, uncomplicated quality motor annexe. It comes with plenty of features including an extra wide front door, eyebrow porch and a sewn in groundsheet.



Companion 350 (Drive Away)

- Fits Motorhomes up to 290cm
- Zipped Rear Access Panel




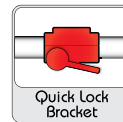
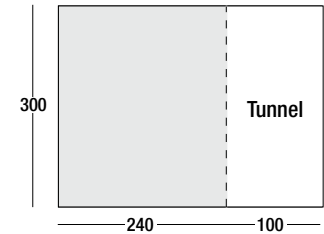
Free Figure of 8 Fixing **8**

Free Storm Mate Buckles

Free Groundsheet

Companion 300 (Drive Away)

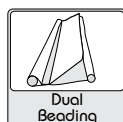
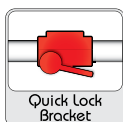
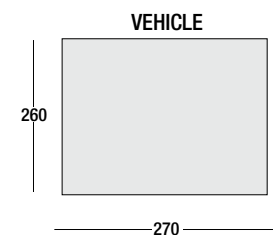
- Fits Motorhomes up to 260cm
- Zipped Rear Access Panel



Strand Motor 270

- Fits Motorhomes up to 270cm
- Compatible with Strand Plus Entry Porch & Bedroom Annexe
- Dual Beading

Our Strand Motor 270 has ample ventilation and removable side panels with door options. The removable side panels allow the optional Strand Entry Porch or Bedroom Annexe to fit either side. This model also has roll up front panels which can be used with our optional canopy pole set offering a canopy option.



Free Storm Mate Buckles

Flysheet:	Flame retardant to British Standard
Pitching:	Flysheet first
Groundsheet:	Sewn in groundsheet
Waterproofing:	5000mm H/H – for maximum protection
Seams:	Heat sealed – for maximum protection
Zips:	Heavy duty SunCamp zips with zip covers
Airflow doorway:	Secondary mesh for ventilation and to prevent bugs (except Silhouette 200)
Guylines:	Hi visibility – included
Cable entry point and tidy system:	Included

Complement your tent with our range of optional extras:-

- Footprint groundsheet
- Made to measure carpet
- Canopy pole set



Spectre 800/600

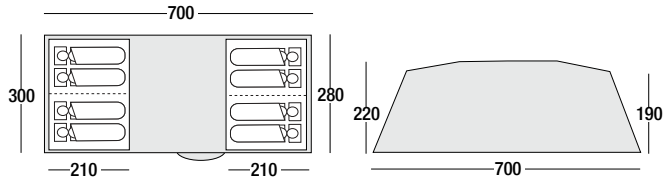
Sleeps: 8 (800) or 6 (600)
Poles: Fibreglass



Our Spectre 800 and Spectre 600 have been designed to accommodate medium to large family holidays. Both models have a front door with an eyebrow porch and a rear roll up door with secondary mesh and canopy option when utilized with our optional canopy pole set. Our Spectre 800 has two separate 4 berth bedrooms however you can create two 2 berth bedrooms by using the zipped divider and our Spectre 600 has two separate 3 berth bedrooms.

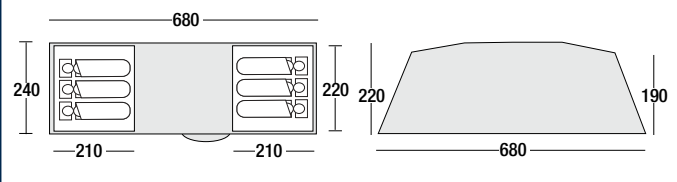
Spectre 800

- 5000MM** Waterproof Hydrostatic Head
- 75D** Polyester
- 24kg** weight, **38cm** height, **76cm** width



Spectre 600

- 5000MM** Waterproof Hydrostatic Head
- 75D** Polyester
- 21kg** weight, **36cm** height, **75cm** width



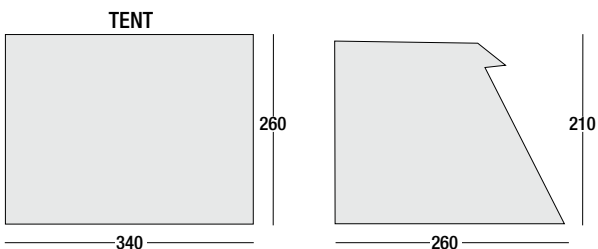
Spectre Extension

The Spectre Extension is easily attached or detached giving the advantage of extra space whilst adding to your overall living area when you require. The large roll up front doorway allows an improved weather protected entrance to your tent.

Poles: Fibreglass

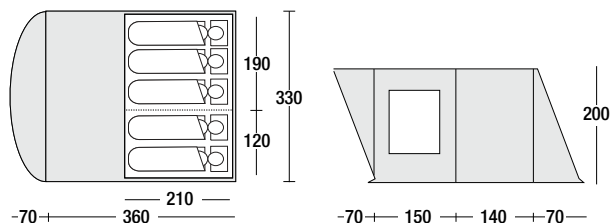
- 5000MM** Waterproof Hydrostatic Head
- 75D** Polyester
- 8kg** weight, **17cm** height, **70cm** width

Free Groundsheet



Breton 500 Plus

Sleeps: 5
Poles: Steel & Fibreglass



Our Breton 500 Plus is an excellent family/touring tent. It has a five berth bedroom which you can convert into a 3 and 2 berth bedroom by using the zipped divider. In addition to the front door, the Breton 500 Plus has a side roll up door with secondary mesh and canopy option when utilized with our optional canopy pole set.

5000mm

Waterproof
Hydrostatic Head

75D

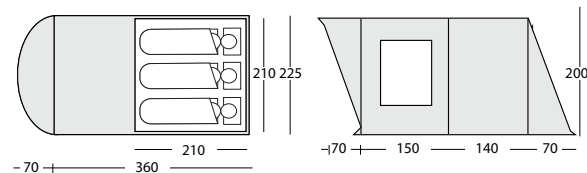
Polyester

18kg

34cm
74cm

Breton 300

Sleeps: 3
Poles: Steel & Fibreglass



Our Breton 300 is ideal for short stays or touring holidays. It has an extra wide front door with eyebrow porch protection as well as a roll up side door with secondary mesh and canopy option when utilized with our canopy pole set.

5000mm

Waterproof
Hydrostatic Head

75D

Polyester

14kg

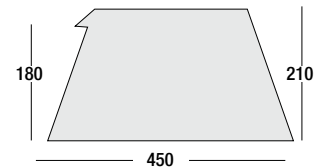
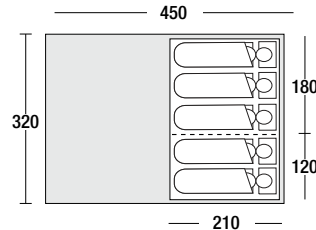
30cm
69cm

Opus 500

Sleeps: 5
Poles: Fibreglass



Our Opus 500 is an ideal family tent with a five berth bedroom which can be converted into a 3 berth and 2 berth bedroom by using the zipped divider. The Opus 500 has a side door and a roll up front door which has secondary mesh and canopy option when utilized with our optional canopy pole set.


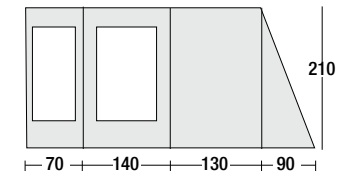
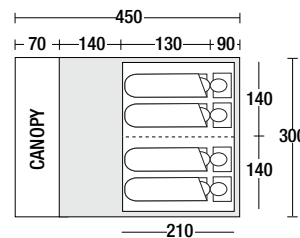


Aura 400

Sleeps: 4
Poles: Fibreglass

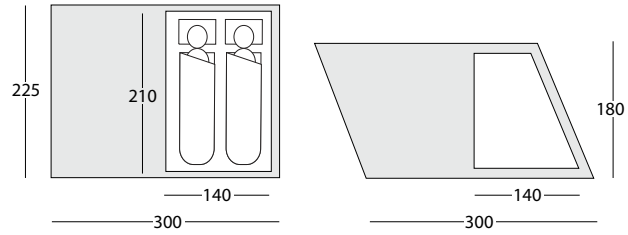


Our Aura 400 has a four berth bedroom however you can create two 2 berth bedrooms by using the zipped divider. With a generous porch protecting the front door our Aura 400 also has a side roll up door with secondary mesh and canopy option when utilized with our optional canopy pole set.



Silhouette 200

Sleeps: 2
Poles: Steel & Fibreglass

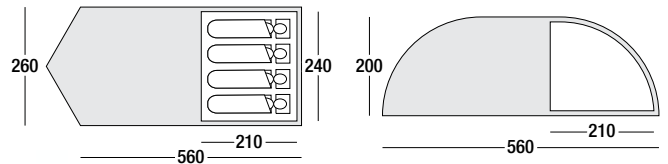


Our Silhouette 200 incorporates an extra wide front door with an eyebrow porch for protection and has a two berth bedroom . Simple and quick to erect coupled with a sewn in groundsheet makes the Silhouette 200 an ideal tourer/weekend companion.




Evolution 400 Plus

Sleeps: 4
Poles: Steel & Fibreglass



This 4 berth tent can be used for a small family or couples requiring extra space. The sewn in groundsheet and door canopy keep you protected from the elements and with its stunning looks the Evolution 400 gives you design and practicality in one package.



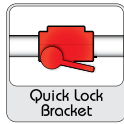
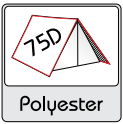
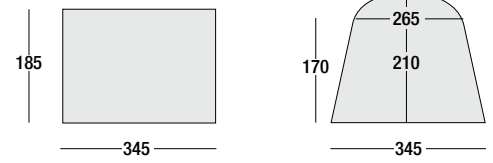
Verano DL Extension

Poles: Steel

- Front panel unzips for open fronted canopy option
- Compatible with:
 - Sapphire 1000/500 Plus
 - Invader 800/600/400
 - Shadow 800/600/400
 - Constellation 800
 - Mercury 1000

Available in

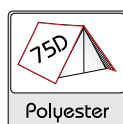
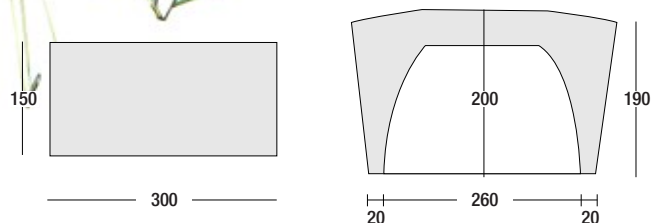
- Grey
- Blue



Evolution Double Door Porch

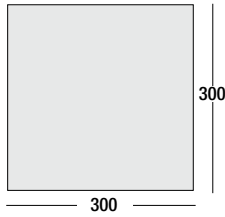
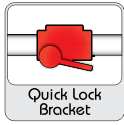
Poles: Steel & Fibreglass

- Compatible with Evolution 400 Plus & Evolution 400



Day Room

- Four 'roll up' canopy doors



Free Groundsheet

Free Canopy Pole Set

OPTIONAL ACCESSORIES:
Additional Canopy Pole Set

Available in

- Green
- Blue
- Espresso
- Fern
- Praline

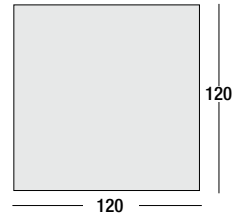
Lulu XL

EXTRA STRONG POLES 11MM AND 9.5MM TO PREVENT BREAKAGE

- Front door rolls to the side
- Rear covered ventilation panel

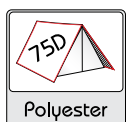


Our Lulu toilet/utility tent is an ideal addition for your camping/caravan holiday. With its shock corded poles it is easy to erect and compact to store.



Windjammers

- High line window panel
- Four steel poles
- Guylines included



BUY TO MATCH AND COMPLEMENT YOUR TENT OR AWNING

Available in

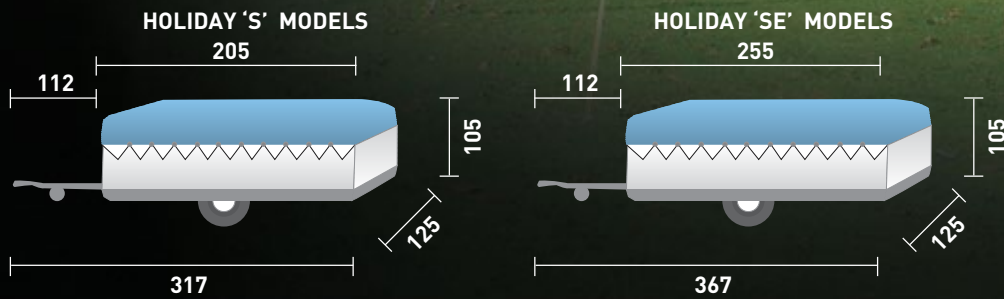
- Green
- Blue
- Grey
- Fern
- Praline

Trailer Tents

Flysheet:	Flame retardant to British Standard
Pitching:	Flysheet first
Zips:	Heavy duty SunnCamp zips with zip covers
Guylines:	Hi visibility – included
Deluxe kitchen:	Included with SE models
Mattresses:	Deep foam for extra comfort
Jockey & spare wheel:	Included

Complement your Trailer Tent with our range of optional extras:-

- Carry rack
- Fridge box
- Under bed tents
- Side storage brackets
- Spare wheel carrier
- Made to measure carpet (Holiday 550 model only)

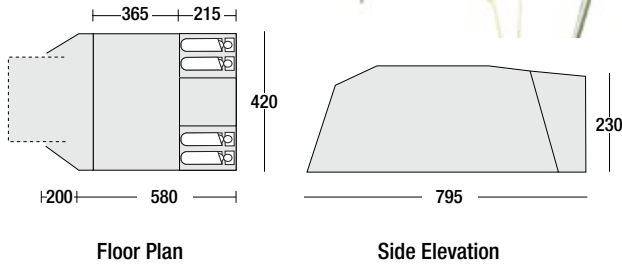


Holiday 550 S & SE

Sleeps 4 (Plus 2 with use of optional Under Bed Tents)

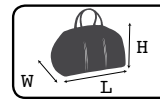
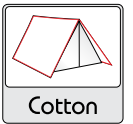
Poles: Cabin: Steel

Awning: Aluminium



Free Spare Wheel

Free Jockey

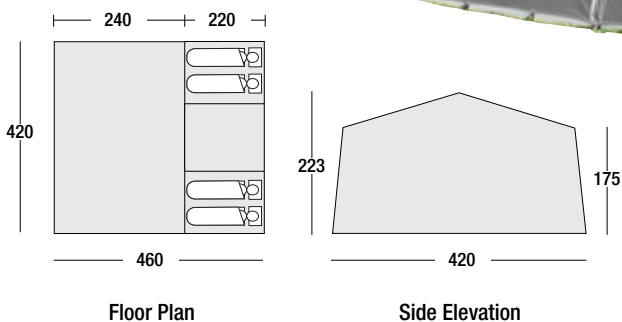


BODY SIZE PACKED: 205/255L x 125W x 105H cm
OVERALL LENGTH: 317/367cm
EX WORKS WEIGHT: 305/345kg Approx.
MAXIMUM GROSS WEIGHT: 500kg

Holiday 240 S & SE

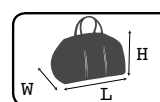
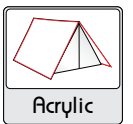
Sleeps 4 (Plus 2 with use of optional Under Bed Tents)

Poles: Steel



Free Spare Wheel

Free Jockey



BODY SIZE PACKED: 205/255L x 125W x 105H cm
OVERALL LENGTH: 317/367cm
EX WORKS WEIGHT: 290/330kg Approx.
MAXIMUM GROSS WEIGHT: 500kg



Air volution

POLE FREE INFLATABLE PITCHING



www.sunnecamp.co.uk



The Coach House Goodwood Avenue Hutton Brentwood Essex CM13 1QD
Telephone: 01245 329933 Fax: 01245 322636 e-mail: sales@sunnflair.com www.sunnflair.com

The weights, sizes, plans and colours shown in this brochure are given as an indication and are approximate. Sunnflair reserve the right to alter specifications as considered necessary without notice.

www.foldingcampers.net